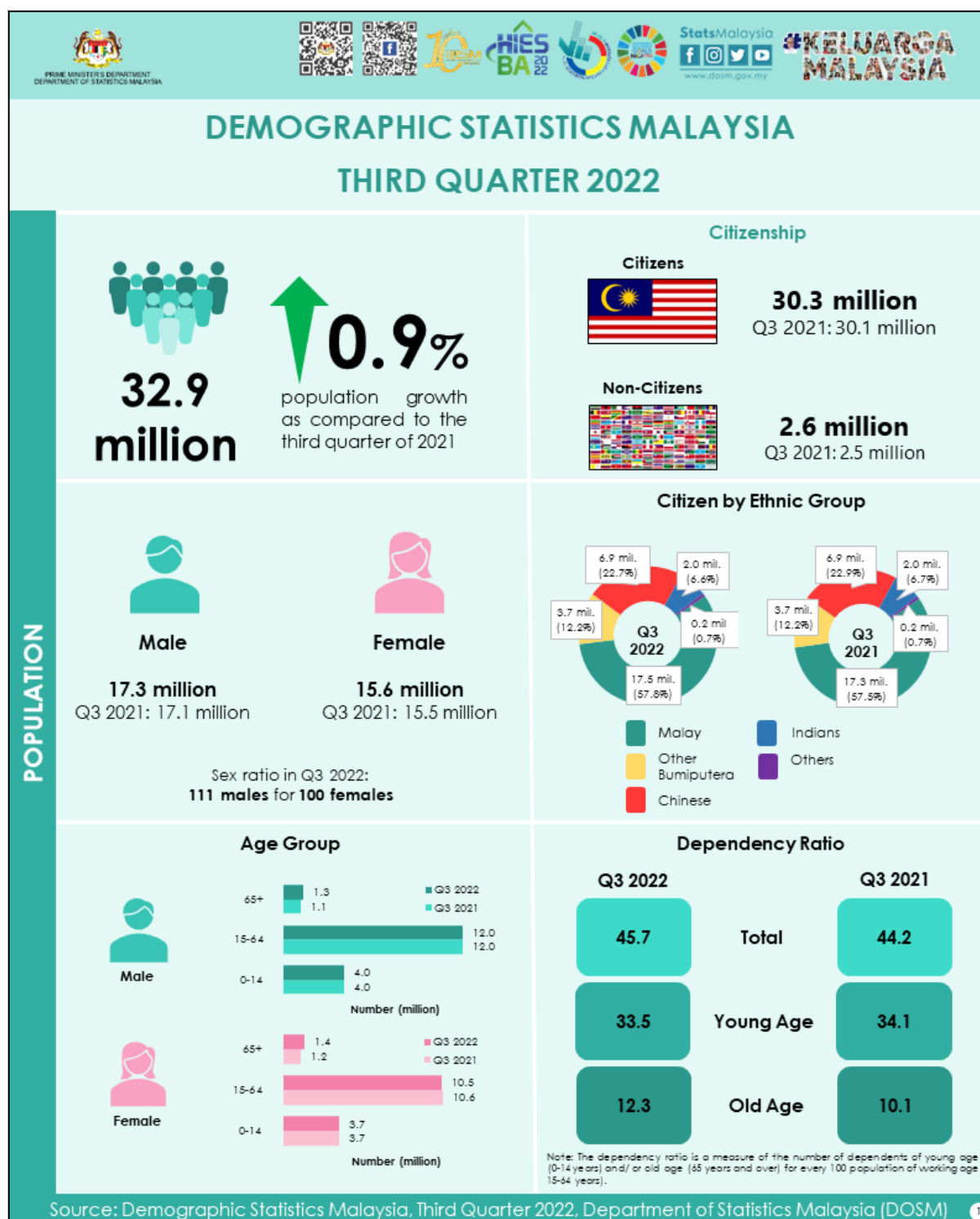


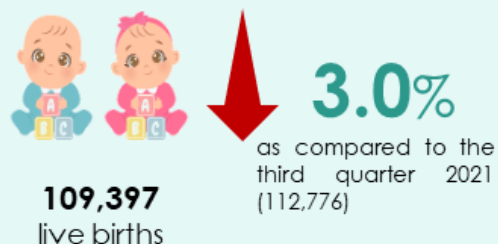


MINISTRY OF ECONOMY
DEPARTMENT OF STATISTICS MALAYSIA

DEMOGRAPHIC STATISTICS THIRD QUARTER 2022, MALAYSIA



LIVE BIRTHS



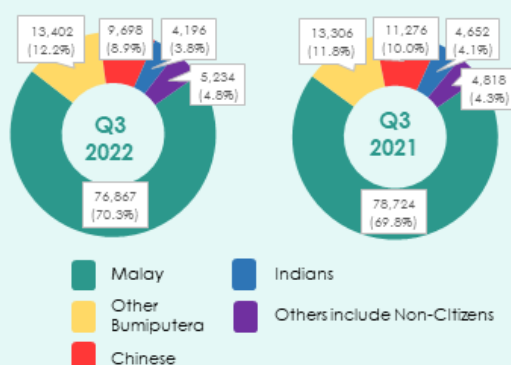
Male Babies

56,572
Q3 2021:
58,146



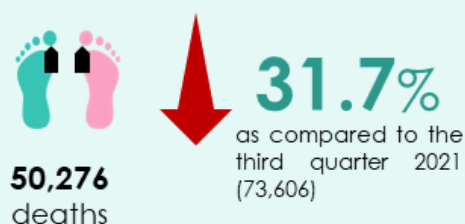
Female Babies

52,825
Q3 2021:
54,630



Year	Month	Change (YoY)	Number
2021	July	-8.5	37,097
	August	-6.4	37,264
	September	-5.5	38,415
	July - September	-6.8	112,776
2022 ^a	July	-3.4	35,846
	August	-2.2	36,439
	September	-3.4	37,112
	July - September	-3.0	109,397

DEATHS



Male
28,533

Q3 2021: 41,551



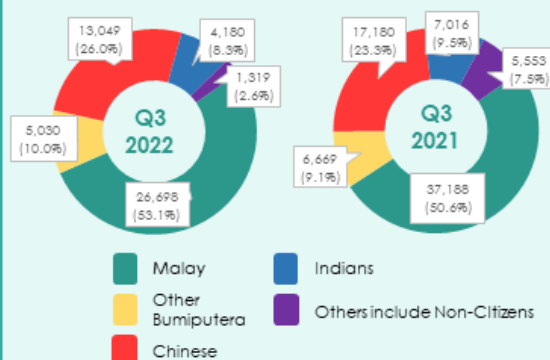
Female
21,743

Q3 2021: 32,055

Deaths due to COVID-19

	Q3 2021	Q3 2022
Total	21,104	597
July	6,675	227
August	8,872	236
September	5,557	134

Source: Ministry of Health Malaysia



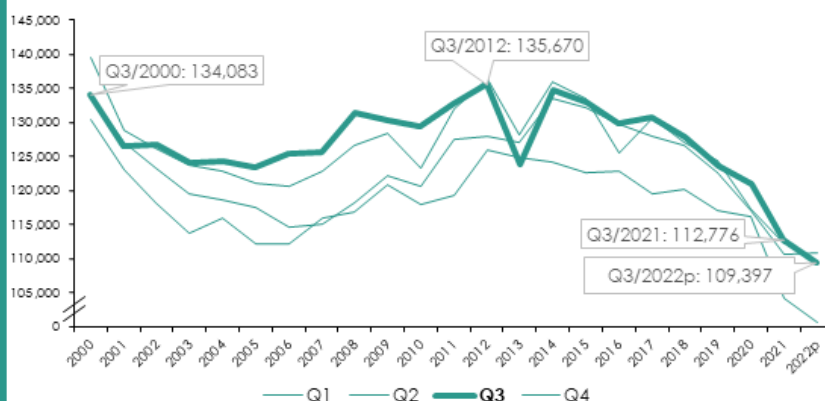
Year	Month	Change (YoY)	Number
2021	July	79.5	24,520
	August	92.1	26,799
	September	68.2	22,287
	July - September	80.2	73,606
2022 ^a	July	-22.1	19,099
	August	-40.3	15,986
	September	-31.8	15,191
	July - September	-31.7	50,276

Source: Demographic Statistics Malaysia, Third Quarter 2022, Department of Statistics Malaysia (DOSM)

Live births decreased 3.0 per cent

A total of 109,397 live births was recorded in the third quarter 2022, a decrease of 3.0 per cent as compared to the third quarter 2021 (112,776 births). Third quarter of 2012 recorded the highest number of births as compared to the same quarter in the period of 2000 to 2022.

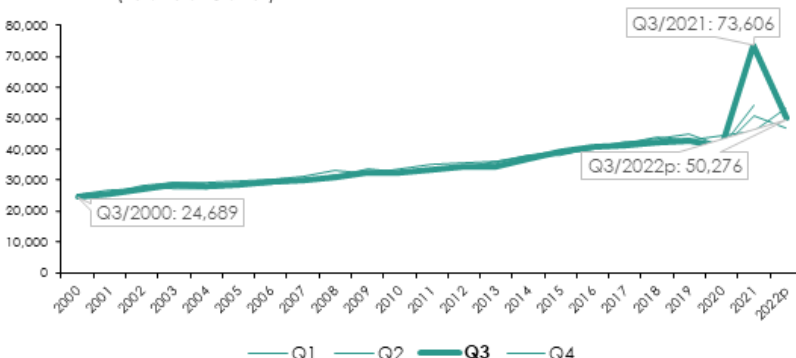
Live births by quarterly, Malaysia, 2000-2022^p (Q1, Q2, Q3, Q4)



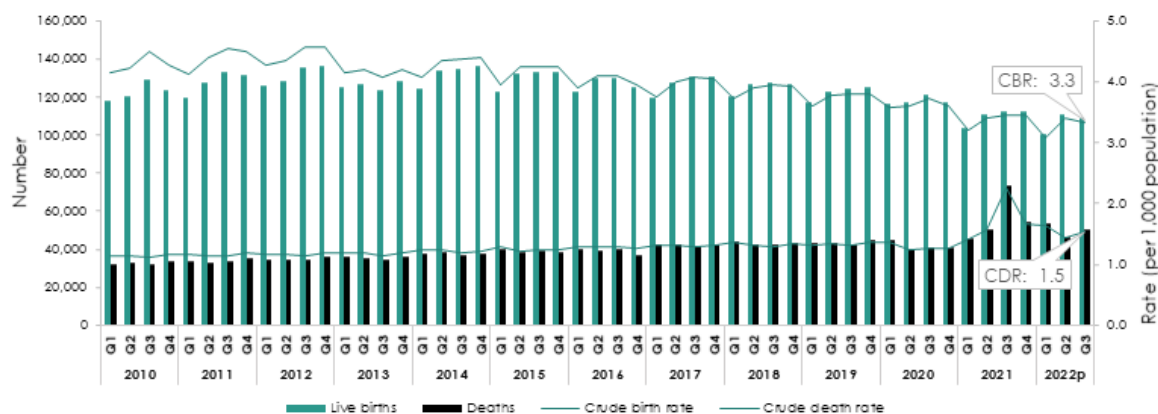
Deaths decreased 31.7 per cent

A total of 50,276 deaths was recorded for the third quarter 2022, a decrease of 31.7 per cent as compared to the third quarter 2021 (73,606 deaths). Third quarter of 2021 recorded the highest number of deaths as compared to the same quarter in the period of 2000 to 2022.

Deaths by quarterly, Malaysia, 2000-2022^p (Q1, Q2, Q3, Q4)

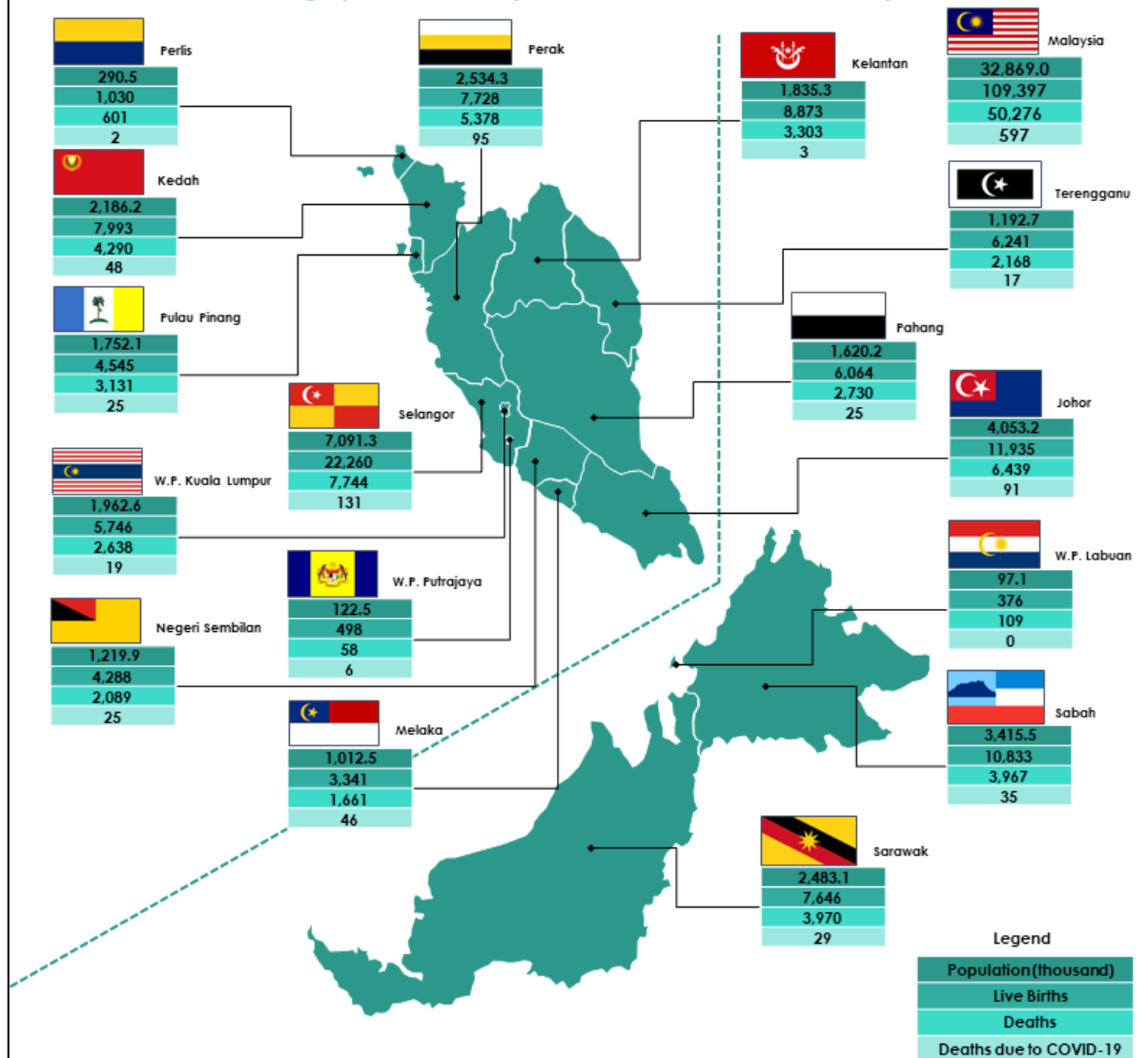


Live Births and Deaths (Number and Rate) by Quarter, 2010-2022^p, Malaysia



Source: Demographic Statistics Malaysia, Third Quarter 2022, Department of Statistics Malaysia (DOSM)

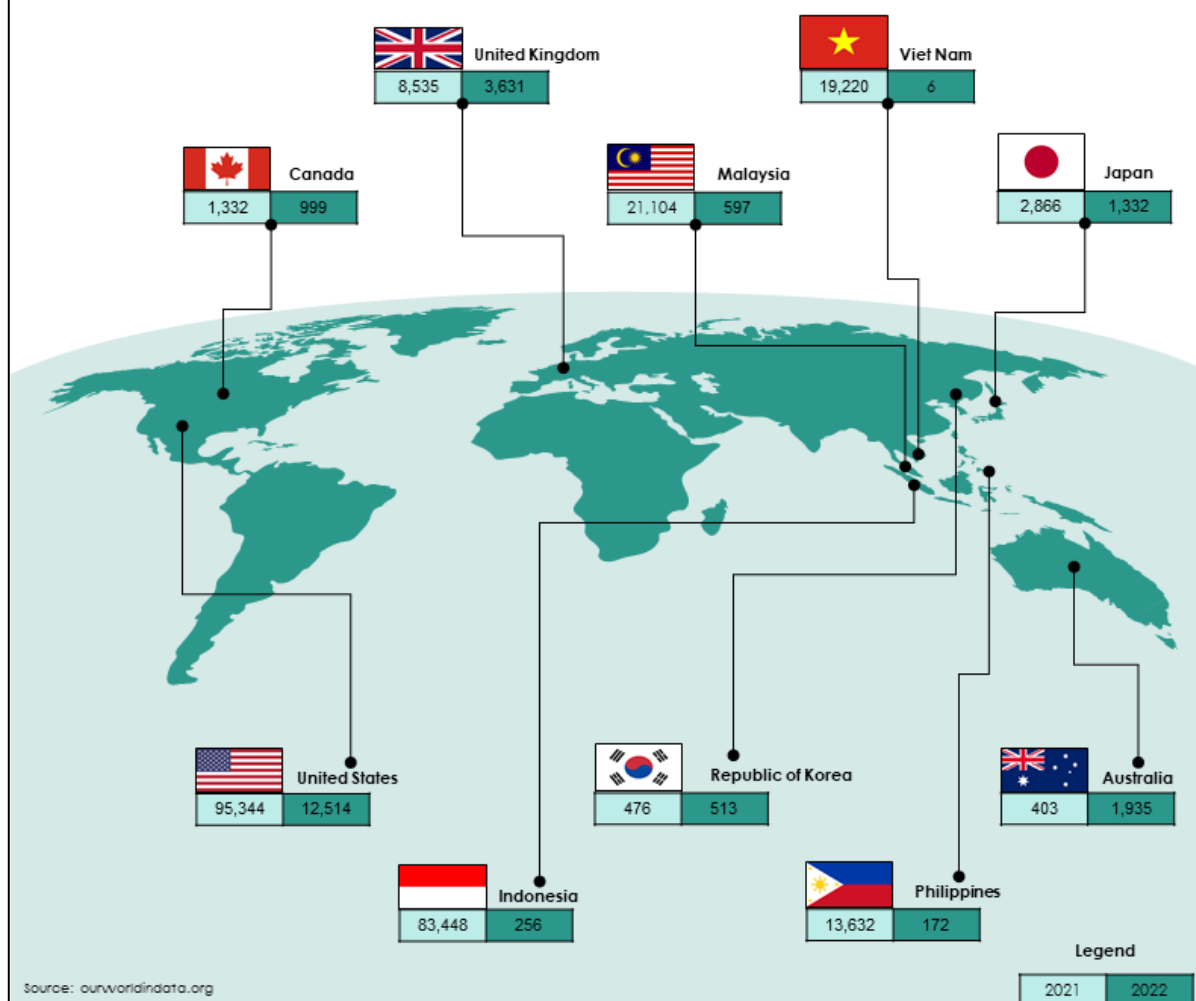
Demographic Statistics by State, Third Quarter 2022^P, Malaysia



- Three states with the highest population in the third quarter 2022 were Selangor (21.6%) followed by Johor (12.3%) and Sabah (10.4%).
- Selangor recorded the highest number of live births with 22,260 births (20.3%) while Wilayah Persekutuan Labuan recorded the lowest births with 376 births (0.3%).
- In terms of death, Selangor recorded the highest number with 7,744 deaths (15.4%) while Wilayah Persekutuan Putrajaya recorded the lowest deaths with 58 deaths (0.1%).
- Selangor recorded the highest number of COVID-19 deaths (131 deaths) while no death was recorded in Wilayah Persekutuan Labuan.

Source: Demographic Statistics Malaysia, Third Quarter 2022, Department of Statistics Malaysia (DOSM)

Deaths due to COVID-19 in the Third Quarter for Selected Countries



For more information on demographic statistics in Malaysia, please visit:

MyDemography
www.dosm.gov.my/mydemography



- ✓ MyPopulation
- ✓ MyVital
- ✓ MyAgeing
- ✓ MyGender

MyCOD
www.dosm.gov.my/mycod



- ✓ Statistics on causes of death by demographic characteristics.

Notes:

^P Preliminary

- Quarterly period: Q1=January–March; Q2=April–June; Q3=July–September; Q4=October–December.
- The added total may differ due to rounding.
- These statistics were revised based on MyCensus 2020.

Source: Demographic Statistics Malaysia, Third Quarter 2022, Department of Statistics Malaysia (DOSM)

- The number of live births for the third quarter of 2022 decreased 3.0 per cent from 112,776 births in the third quarter of 2021 to 109,397 births. Males babies outnumbered females babies with 56,572 births as compared to females babies (52,825 births). Selangor recorded the highest live births with 22,260 births (20.3%) while Wilayah Persekutuan Labuan recorded the lowest (376 births: 0.3%).
- A total of 50,276 deaths was recorded in the third quarter 2022, decreased by 31.7 per cent as compared to the third quarter 2021 (73,606 deaths). The number of deaths recorded for males were 28,533 while females 21,743 deaths. Selangor recorded the highest number of deaths with 7,744 deaths (15.4%) while Wilayah Persekutuan Putrajaya was the lowest with 58 deaths (0.1%).
- Deaths due to COVID-19 decreased in the third quarter of 2022 from 21,104 deaths in the third quarter of 2021 to 597 deaths. Deaths due to COVID-19 contributed 1.2 per cent from the total number of deaths in the third quarter of 2022. Selangor recorded the highest number of COVID-19 deaths (131 deaths) while no death was recorded in Wilayah Persekutuan Labuan.
- Malaysia's population in the third quarter 2022 was estimated at 32.9 million, increased by 0.9 per cent as compared to third quarter 2021 (32.6 million). The total population comprised 30.3 million (92.2%) Citizens and 2.6 million (7.8%) Non-Citizens.
- Males population increased from 17.1 million to 17.3 million as compared to the third quarter 2021 while females increased from 15.5 million to 15.6 million in the same period. The sex ratio was 111 males per 100 females. Three states with the highest population in the third quarter 2022 were Selangor (21.6%) followed by Johor (12.3%) and Sabah (10.4%).

Released by:

DEPARTMENT OF STATISTICS MALAYSIA
#myHariBulan# #myBulan# #myTahun#

Contact person:

Baharudin Mohamad
 Public Relation Officer
 Strategic Communication and International Division
 Department of Statistics, Malaysia
Tel : +603-8885 7942
Fax : +603-8888 9248
E-mail : baharudin[at]dosm.gov.my

Contact person:

Baharudin Mohamad
 Public Relation Officer
 Strategic Communication and International Division
 Department of Statistics Malaysia
 Tel : +603-8090 4681
 Fax : +603-8888 9248
 Email : baharudin[at]dosm.gov.my

Copyright ©2025 Department of Statistics Malaysia Official Portal. All Rights Reserved.