

EMBARGO: Only to be published or disseminated at **12:00 hour, Tuesday, 15 May 2018**



MINISTRY OF ECONOMY
DEPARTMENT OF STATISTICS MALAYSIA

DEMOGRAPHIC STATISTICS FIRST QUARTER (Q1) 2018, MALAYSIA



DEMOGRAPHIC STATISTICS

FIRST QUARTER (Q1) 2018, MALAYSIA

Main Highlights



32.4 million
population in
first quarter
2018



Increase by **1.3 per cent**
compared to first quarter
2017



117.0 thousand
live births in
first quarter
2018



0.0 percentage change
compared to first quarter
2017



43.1 thousand
deaths in first
quarter 2018



Increase by **4.7 per cent**
compared to first quarter
2017

Demographic Statistics by Selected Variables

Table 1: Demographic statistics by sex, first quarter (Q1) 2018, Malaysia

	First quarter (Q1) 2018 ^a	First quarter (Q1) 2017 ^a	Year-on-year change (%)
Total population ('000)	32,364.3	31,945.7	1.3
Male	16,725.3	16,506.8	1.3
Female	15,638.9	15,438.9	1.3
Live births ('000)	117.0	117.0	0.0
Male	60.6	60.6	0.0
Female	56.4	56.4	0.0
Deaths ('000)	43.1	41.2	4.7
Male	24.8	21.7	3.9
Female	18.3	15.5	5.8

Chart 1: Demographic statistics first quarter (Q1) 2018, Malaysia

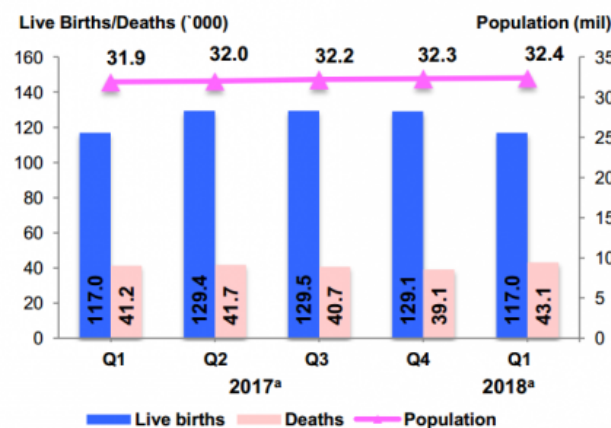
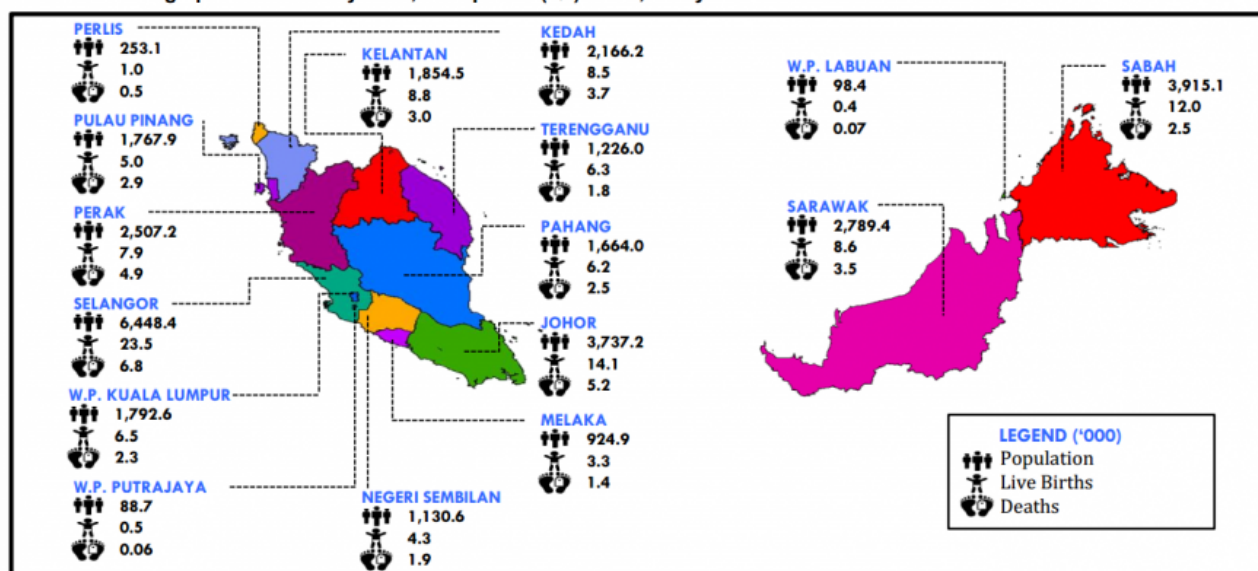


Chart 2: Demographic statistics by state, first quarter (Q1) 2018^a, Malaysia



Live Births and Deaths

Table 2: Number and percentage change of live births and deaths

Live births	2016	2017 ^p				2018 ^p			
		Jan.	Feb.	March	Jan. - March	Jan.	Feb.	March	Jan. - March
Number ('000)	508.2	39.7	36.2	41.1	117.0	42.4	34.2	40.4	117.0
Year-on-year change (%)	-2.5	-7.4	-8.5	1.3	-4.9	6.6	-5.5	-1.5	0.0
Deaths	2016	2017 ^p				2018 ^p			
		Jan.	Feb.	March	Jan. - March	Jan.	Feb.	March	Jan. - March
Number ('000)	162.2	13.8	12.9	12.7	39.4	14.5	13.5	15.1	43.1
Year-on-year change (%)	4.1	6.6	2.3	-11.7	-1.3	4.4	4.4	19.3	9.2

Chart 3: Number of live births and deaths by quarter, 2010–2018, Malaysia

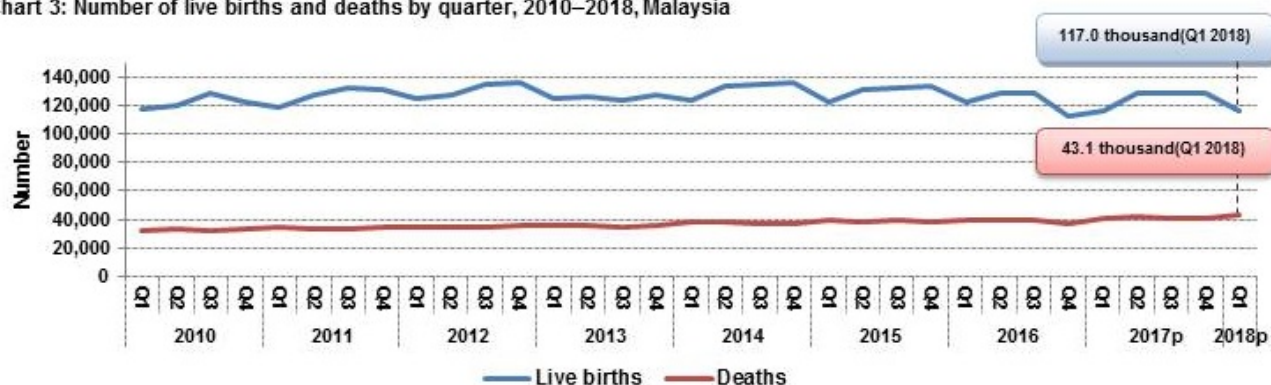
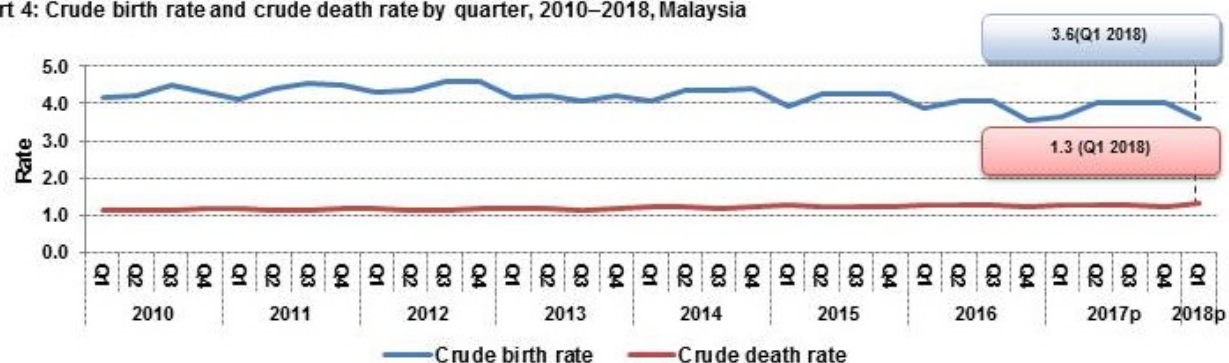


Chart 4: Crude birth rate and crude death rate by quarter, 2010–2018, Malaysia



Notes:

- ^p Preliminary.
- The number of live births and deaths refer to preliminary figure. Total population refers to estimate figure.
- Births and deaths statistics 2018 do not include late registrations.
- Quarterly period: Q1=January–March; Q2=April–June; Q3=July–September; Q4=October–December.
- Births and deaths statistics 2018 will be finalised after 31st October 2018 through the publication of Vital Statistics, Malaysia, 2018.
- The difference is due to rounding.

✓Live births refers to births with signs of life during delivery although for a very short period
 ✓Deaths refers to disappearance of all evidence of life at any time after live birth has taken place

Released By:

**THE OFFICE OF CHIEF STATISTICIAN MALAYSIA
DEPARTMENT OF STATISTICS, MALAYSIA
#myHariBulan# #myBulan# #myTahun#**

Contact person:

Ho Mei Kei

Public Relation Officer

Strategic Communication & International Division

Department of Statistics, Malaysia

Tel : +603-8885 7942

Fax : +603-8888 9248

Email : mkho[at]dosm.gov.my

Contact person:

Baharudin Mohamad

Public Relation Officer

Strategic Communication and International Division

Department of Statistics Malaysia

Tel : +603-8090 4681

Fax : +603-8888 9248

Email : baharudin[at]dosm.gov.my

Copyright ©2025 Department of Statistics Malaysia Official Portal. All Rights Reserved.