



MINISTRY OF ECONOMY
DEPARTMENT OF STATISTICS MALAYSIA

CURRENT POPULATION ESTIMATES, MALAYSIA, 2018-2019

INTRODUCTION

The Current Population Estimates, Malaysia, 2019 presents mid-year population estimates of Malaysia and state for the year 2018-2019. The population estimates provided are based on Population and Housing Census 2010 which has taken into accounts births, deaths and migration components.

POPULATION SIZE AND GROWTH

Malaysia's population in 2019 is estimated at 32.6 million, increased from 32.4 million as compared to 2018. The total population comprises of 29.4 million (90.2%) Citizens and 3.2 million (9.8%) Non-citizens.

The annual population growth rate decreased to 0.6 per cent in 2019 as compared to 1.1 per cent in 2018. The decline was attributed to the decreased in both fertility rates and net international migration.

Table 1: Population size and annual population growth rate, Malaysia, 2010-2019

Year	Number ('000)			Annual population growth rate (%)		
	Total	Citizens	Non-citizens	Total	Citizens	Non-citizens
2010	28,588.6	26,264.1	2,324.5	1.8	1.6	4.0
2011	29,062.0	26,616.9	2,445.1	1.6	1.3	5.1
2012	29,510.0	26,961.7	2,548.3	1.5	1.3	4.1
2013	30,213.7	27,325.6	2,888.0	2.4	1.3	12.5
2014	30,708.5	27,696.2	3,012.3	1.6	1.3	4.2
2015	31,186.1	28,060.0	3,126.1	1.5	1.3	3.0
2016	31,633.5	28,403.5	3,230.0	1.4	1.2	3.3
2017	32,022.6	28,735.1	3,287.5	1.2	1.2	1.8
2018	32,382.3	29,059.6	3,322.7	1.1	1.1	1.1
2019*	32,581.4	29,376.9	3,204.5	0.6	1.1	(3.6)

* Estimates

POPULATION BY SEX

In 2019, the male population outnumbered females. The male population increased from 16.7 million (2018) to 16.8 million. Similarly, female population increased from 15.7 million (2018) to 15.8 million.

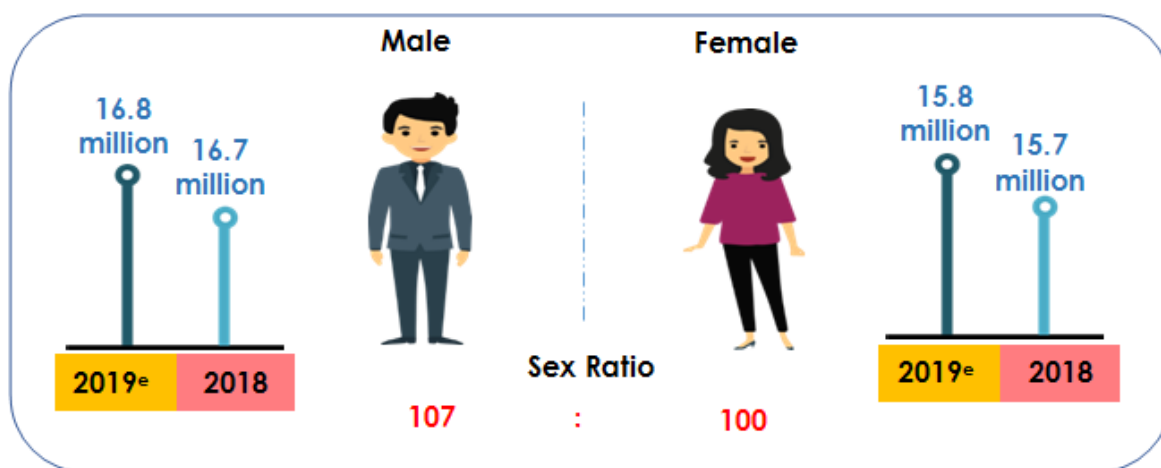
There were more males in both young (0-14 years) and working age (15-64 years) groups. Conversely, there were more females in the old-age group (65 years and over) in the year under review (1.13 million

females and 1.06 million males).

SEX RATIO

At total level, the sex ratio remained at 107 males per 100 females since 2013. However, the Non-citizen ratio was higher where in 2019, it was 163 males per 100 females. The sex ratio for Citizens declined slightly from 103 males per 100 females (2010–2014) to 102 males per 100 females (2015–2019).

Exhibit 1: Population by sex and sex ratio, Malaysia, 2018 and 2019^e




^e Estimates

AGE STRUCTURE

The composition of the population aged 0–14 years old (young age) in 2019 decreased from 23.8 per cent in 2018 to 23.3 per cent. Meanwhile, the population aged 15–64 years old (working age) increased from 69.7 per cent in 2018 to 70.0 per cent in 2019. Similarly, the composition of population 65 years and over (old-age) increased from 6.5 per cent to 6.7 per cent.

The increase in the composition of working age and the old age population contributed to the incline of the median age in 2019. The median age rose to 28.9 years from 28.6 years in 2018.

Exhibit 2: Percentage population by age group and median age, Malaysia, 2018 and 2019^e



^e Estimates

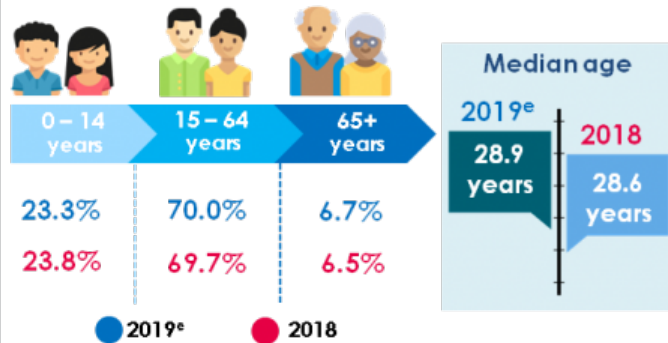


CURRENT POPULATION ESTIMATES, MALAYSIA, 2019



Population in 2019 is estimated at 32.6 million with the annual population growth rate of 0.6%

Population by age group



Citizens



29.4 million

2019^e

29.1 million

2018

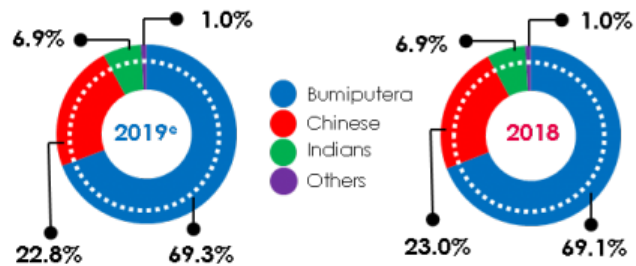
Non-Citizens



3.2 million

3.3 million

Population of citizens by ethnic group



Bumiputera increase by 0.2 percentage points in 2019 as compared to 2018

Male

2019^e

16.8 mil.

16.7 mil.

2018

Female

2019^e

15.8 mil.

15.7 mil.

2018

Sex ratio in 2019 remain at 107 males per 100 females

Population aged 60 years and over



60+ years

2019^e **10.3%**

2018 **10.0%**

Notes:
* Estimates
The added total may differ due to rounding

Release by:

DATO' SRI DR. MOHD UZIR MAHIDIN
CHIEF STATISTICIAN MALAYSIA
DEPARTMENT OF STATISTICS, MALAYSIA

 [DrUzir_Mahidin](#)   [Dr_Uzir](#)

#myHariBulan# #myBulan# #myTahun#

Contact person:

Rohaida binti Mohamad
Public Relation Officer
Strategic Communication and International Division
Department of Statistics, Malaysia

Tel : +603-8885 7942

Fax : +603-8888 9248

Email : rohaida.mohamad[at]dosm.gov.my

Contact person:

Baharudin Mohamad
Public Relation Officer
Strategic Communication and International Division
Department of Statistics Malaysia

Tel : +603-8090 4681

Fax : +603-8888 9248

Email : baharudin[at]dosm.gov.my

Copyright ©2025 Department of Statistics Malaysia Official Portal. All Rights Reserved.