



KEMENTERIAN EKONOMI
JABATAN PERANGKAAAN MALAYSIA

ISSN 1675-4344



9 771675 434001

2023

JANUARI/JANUARY

PERANGKAAAN GETAH BULANAN

MONTHLY RUBBER STATISTICS

JABATAN PERANGKAAAN MALAYSIA
DEPARTMENT OF STATISTICS MALAYSIA



KEMENTERIAN EKONOMI
JABATAN PERANGKAAN MALAYSIA

JANUARI 2023

JANUARY

PERANGKAAN GETAH BULANAN

MONTHLY RUBBER STATISTICS

Pemakluman

Jabatan Perangkaan Malaysia (DOSM) akan menjalankan Banci Ekonomi pada tahun 2023. DOSM amat menghargai kerjasama daripada responden untuk memberikan maklumat kepada DOSM serta menjayakan banci ini. Sila layari www.dosm.gov.my untuk maklumat lanjut.

DOSM telah melancarkan OpenDOSM NextGen sebagai platform yang menyediakan katalog data dan visualisasi bagi memudahkan pengguna menganalisis pelbagai jenis data. OpenDOSM NextGen ialah medium perkongsian data sumber terbuka dan boleh diakses melalui portal <https://open.dosm.gov.my>.

Dimaklumkan bahawa Kerajaan Malaysia telah mengisytiharkan Hari Statistik Negara (MyStats Day) pada 20 Oktober setiap tahun. Tema sambutan MyStats Day adalah "Connecting the World with Data We Can Trust".

Announcement

The Department of Statistics Malaysia (DOSM) will conduct the Economic Census in 2023. DOSM greatly appreciates the cooperation from respondents to provide information with DOSM and make this census a success. Please visit www.dosm.gov.my for more information.

DOSM has launched OpenDOSM NexGen as a platform that provides a catalogue of data and visualization that facilitates users in analyzing various types of data. OpenDOSM NexGen is an open source data sharing medium and accessible through <https://open.dosm.gov.my> portal.

Please be informed that the Government of Malaysia has declared National Statistics Day (MyStats Day) on October 20 each year. MyStats Day theme is "Connecting the World with Data We Can Trust".

JABATAN PERANGKAAN MALAYSIA
DEPARTMENT OF STATISTICS, MALAYSIA

Diterbitkan dan dicetak oleh / *Published and printed by:*

Jabatan Perangkaan Malaysia

Department of Statistics, Malaysia

Blok C6, Kompleks C,

Pusat Pentadbiran Kerajaan Persekutuan,

62514 Putrajaya,

MALAYSIA

Tel. : 03-8885 7000
Faks : 03-8888 9248
Portal : <https://www.dosm.gov.my>
Facebook / Twitter / Instagram : StatsMalaysia
Emel / *Email* : info@dosm.gov.my (pertanyaan umum / *general enquiries*)
data@dosm.gov.my (pertanyaan & permintaan data /
data request & enquiries)

Harga / *Price* : RM5.00

Diterbitkan pada Mac 2023 / *Published on March 2023*

Hakcipta terpelihara / *All rights reserved.*

Tiada bahagian daripada terbitan ini boleh diterbitkan semula, disimpan untuk pengeluaran atau ditukar dalam apa-apa bentuk atau alat apa jua pun kecuali setelah mendapat kebenaran daripada Jabatan Perangkaan Malaysia.

Pengguna yang mengeluarkan sebarang maklumat dari terbitan ini sama ada yang asal atau diolah semula hendaklah meletakkan kenyataan berikut:

“Sumber : Jabatan Perangkaan Malaysia”.

No part of this publication may be reproduced or distributed in any form or by any means or stored in data base without the prior written permission from Department of Statistics, Malaysia. Users reproducing content of this publication with or without adaptation should quote the following:

“Source : Department of Statistics, Malaysia.”

ISSN 1675 - 4344

KATA PENGANTAR

Perangkaan Getah Bulanan, Malaysia, Januari 2023 merupakan penerbitan bulanan yang memaparkan statistik pengeluaran, import, eksport, penggunaan domestik, stok, harga, bilangan pekerja, gaji & upah dan produktiviti bagi estet getah berdasarkan Banci Getah Bulanan yang dilaksanakan oleh Jabatan Perangkaan Malaysia. Statistik ini merupakan petunjuk penting untuk dijadikan sebagai input yang bermanfaat kepada penyelidik, agensi kerajaan dan pembuat dasar bagi merancang, memantau serta menilai prestasi industri getah di Malaysia.

Ringkasan penemuan serta jadual statistik yang terperinci turut dimuatkan dalam penerbitan ini manakala aspek teknikal seperti skop & liputan, konsep dan definisi dinyatakan dalam nota teknikal bagi membantu pengguna memahami statistik yang diterbitkan.

Jabatan merakamkan setinggi-tinggi penghargaan atas kerjasama yang diberikan oleh responden dan juga semua pihak yang telah terlibat dalam penyediaan penerbitan ini. Setiap maklum balas dan cadangan penambahbaikan penerbitan pada masa akan datang amat dihargai.

DATO' SRI DR. MOHD UZIR MAHIDIN

Ketua Perangkawan Malaysia

Mac 2023

PREFACE

Monthly Rubber Statistics, Malaysia, January 2023 is a monthly publication that shows statistics on production, imports, exports, domestic consumption, stocks, prices, number of employees, salaries & wages and productivity of rubber estates based on Monthly Rubber Census conducted by the Department of Statistics Malaysia. These statistics are important indicators as invaluable inputs to researches, government agencies and policy makers in planning, monitoring and evaluating the performance of rubber industry in Malaysia.

Summary of findings and detailed statistical tables are also included in this publication while the technical aspects on scope & coverage, concepts and definitions are stated in the technical notes to assist users to understand the published statistics.

The Department gratefully acknowledges the cooperation rendered by the respondents as well as all parties involved in the preparation of this publication. Every feedback and suggestion towards improving future publication is highly appreciated.

DATO' SRI DR. MOHD UZIR MAHIDIN

Chief Statistician Malaysia

March 2023

KANDUNGAN

CONTENTS

	Muka surat <i>Page</i>
Kata pengantar <i>Preface</i>	i
Senarai jadual statistik <i>List of statistical tables</i>	iv
Kalendar awalan keluaran 2022/2023 <i>Advance release calendar 2022/2023</i>	v
Infografik <i>Infographics</i>	viii
Pengeluaran getah asli mengikut negara pengeluar, 2018-2022 <i>Production of natural rubber by producing countries, 2018-2022</i>	xii
Perangkaan getah mengikut negara pengeluar, Januari 2023 <i>Rubber statistics by producing countries, January 2023</i>	xii
Perangkaan utama getah, Malaysia, January 2023 <i>Principal statistics of rubber, Malaysia, January 2023</i>	xvi
Pengeluaran, eksport, import, penggunaan domestik dan stok bulanan bagi getah asli 2021/2023 <i>Monthly production, exports, imports, domestic consumption and stocks of natural rubber 2021/2023</i>	xvi
Ringkasan penemuan <i>Summary of findings</i>	1
Jadual statistik <i>Statistical tables</i>	15
Nota Teknikal <i>Technical notes</i>	31

SENARAI JADUAL STATISTIK

LIST OF STATISTICAL TABLES

Jadual Tables		Muka surat Page
1	Penawaran dan permintaan getah asli <i>Supply and demand of natural rubber</i>	15
2	Pengeluaran getah asli mengikut hak milik <i>Production of natural rubber by ownership</i>	16
3	Eksport getah asli mengikut jenis terpilih <i>Exports of natural rubber by selected type</i>	17
4	Eksport getah asli mengikut negara yang dituju <i>Exports of natural rubber by country of destination</i>	18
5	Eksport Getah Mutu Malaysia (G.M.M.) mengikut gred <i>Exports of Standard Malaysian Rubber (S.M.R.) by grade</i>	20
6	Import getah asli mengikut jenis terpilih <i>Imports of natural rubber by selected type</i>	21
7	Import getah asli mengikut negara asal <i>Imports of natural rubber by country of origin</i>	22
8	Stok getah asli pada akhir bulan mengikut banci <i>Stocks of natural rubber held at the end of the month by census</i>	23
9	Pengeluaran dan stok lateks pekat <i>Production and stocks of Concentrated Latex</i>	23
10	Penggunaan domestik getah asli mengikut industri <i>Domestic consumption of natural rubber by industry</i>	24
11	Harga purata bulanan bagi getah asli <i>Average monthly price of natural rubber</i>	25
12	Guna tenaga dan gaji & upah dibayar mengikut kategori pekerja di estet getah <i>Employment and salaries & wages paid in rubber estates by category of workers</i>	26
13	Produktiviti pengeluaran dan penoreh bagi estet getah <i>Productivity of production and tappers in rubber estates</i>	27
14	Pengeluaran, keluasan ditoreh dan purata bilangan hari menoreh bagi estet getah mengikut negeri <i>Production, tapped area and average number of tapping days in rubber estates by states</i>	28

KALENDAR AWALAN KELUARAN 2022/2023

ADVANCE RELEASE CALENDAR 2022/2023

<p>Tarikh Keluaran Release Date</p> <p>• 13.01.2023</p> <p>November November 2022</p>	<p>Tarikh Keluaran Release Date</p> <p>• 7.02.2023</p> <p>Disember December 2022</p>	<p>Tarikh Keluaran Release Date</p> <p>• 14.03.2023</p> <p>Januari January 2023</p>
<p>Tarikh Keluaran Release Date</p> <p>• 12.04.2023</p> <p>Februari February 2023</p>	<p>Tarikh Keluaran Release Date</p> <p>• 9.05.2023</p> <p>Mac March 2023</p>	<p>Tarikh Keluaran Release Date</p> <p>• 8.06.2023</p> <p>April April 2023</p>
<p>Tarikh Keluaran Release Date</p> <p>• 10.07.2023</p> <p>Mei May 2023</p>	<p>Tarikh Keluaran Release Date</p> <p>• 8.08.2023</p> <p>Jun June 2023</p>	<p>Tarikh Keluaran Release Date</p> <p>• 8.09.2023</p> <p>Julai July 2023</p>
<p>Tarikh Keluaran Release Date</p> <p>• 10.10.2023</p> <p>Ogos August 2023</p>	<p>Tarikh Keluaran Release Date</p> <p>• 9.11.2023</p> <p>September September 2023</p>	<p>Tarikh Keluaran Release Date</p> <p>• 8.12.2023</p> <p>Oktober October 2023</p>



INFOGRAFIK
INFOGRAPHICS



KEMENTERIAN EKONOMI
JABATAN PERANGKAAAN MALAYSIA

B/E/23
BANGI EKONOMI 2023
DATA PEMANGKIN EKONOMI NEGARA



StatsMalaysia
www.dosm.gov.my



**MALAYSIA
MADANI**

PERANGKAAAN GETAH BULANAN JANUARI 2023

PENGELUARAN GETAH ASLI

30,556 tan metrik

29,451 tan metrik



Disember 2022



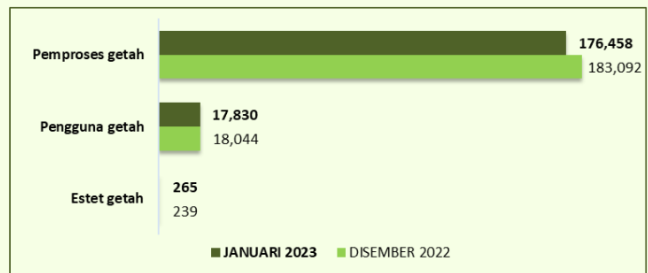
JANUARI 2023^P

	Nov. 2022	Dis. 2022	Jan. 2023
MoM	▼ -11.8%	▲ 8.9%	▼ -3.6%
YoY	▼ -8.0%	▼ -26.7%	▼ -39.3%

STOK

JANUARI 2023^P: 194,553 tan metrik
Disember 2022 : 201,360 tan metrik

▼ 3.4%



PENGGUNAAN DOMESTIK

JANUARI 2023^P : 27,789 tan metrik
Disember 2022 : 28,589 tan metrik

▼ 2.8%



Sarung Tangan Getah

JANUARI 2023^P : 19,327 tan metrik
Disember 2022 : 19,980 tan metrik



Rubber Thread

JANUARI 2023^P : 2,879 tan metrik
Disember 2022 : 2,893 tan metrik



Tayar & Tiub


JANUARI 2023^P : 2,334 tan metrik
Disember 2022 : 2,003 tan metrik



Lain-lain

JANUARI 2023^P : 3,248 tan metrik
Disember 2022 : 3,713 tan metrik

PURATA HARGA (sen/kg)



G.M.M 20

JANUARI 2023: 596.18
Disember 2022: 585.81

▲ 1.8%



Lateks Pekat

JANUARI 2023: 502.05
Disember 2022: 470.21

▲ 6.8%



IMPORT

JANUARI 2023^P : 109,245 tan metrik
Disember 2022 : 79,589 tan metrik

▲ 37.3%

Negara utama import



Thailand
29.7%



Myanmar
7.8%



Filipina
6.7%

PRESTASI IMPORT & EKSPORT



EKSPORT

JANUARI 2023^P : 40,867 tan metrik
Disember 2022 : 48,797 tan metrik

▼ 16.3%

Negara utama eksport



P.R. China
41.2%



Turkiye
5.4%



Jerman
5.1%

Nota : MoM = Bulan ke bulan

: YoY = Tahun ke tahun

: P = Awalan

Sumber: Perangkaan Getah Bulanan Januari 2023, Jabatan Perangkaan Malaysia (DOSM)



MINISTRY OF ECONOMY
DEPARTMENT OF STATISTICS MALAYSIA

B/E 23
BANCI EKONOMI 2023
DATA PEMANGKIN EKONOMI NEGARA



StatsMalaysia
www.dosm.gov.my



**MALAYSIA
MADANI**

MONTHLY RUBBER STATISTICS JANUARY 2023

PRODUCTION of NATURAL RUBBER

30,556 tonnes



December 2022

29,451 tonnes



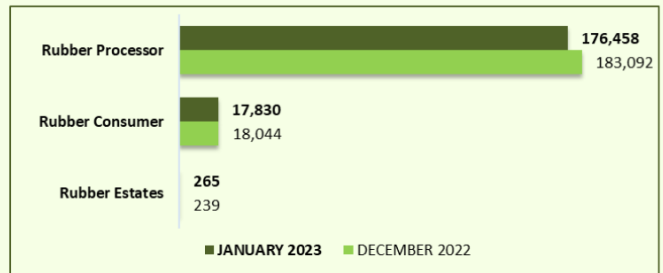
JANUARY 2023^P

	Nov. 2022	Dec. 2022	Jan. 2023
MoM	▼ -11.8%	▲ 8.9%	▼ -3.6%
YoY	▼ -8.0%	▼ -26.7%	▼ -39.3%

STOCKS

JANUARY 2023^P: 194,553 tonnes
December 2022 : 201,360 tonnes

▼ 3.4%



DOMESTIC CONSUMPTION

JANUARY 2023^P: 27,789 tonnes
December 2022 : 28,589 tonnes

▼ 2.8%



Rubber Gloves

JANUARY 2023^P: 19,327 tonnes
December 2022 : 19,980 tonnes



Rubber Thread

JANUARY 2023^P: 2,879 tonnes
December 2022: 2,893 tonnes



Tyres & Tube


JANUARY 2023^P: 2,334 tonnes
December 2022 : 2,003 tonnes



Others

JANUARY 2023^P: 3,248 tonnes
December 2022 : 3,713 tonnes

AVERAGE PRICE (sen/kg)



S.M.R 20

JANUARY 2023: 596.18
December 2022: 585.81

▲ 1.8%



Concentrate Latex

JANUARY 2023: 502.05
December 2022: 470.21

▲ 6.8%



IMPORTS

JANUARY 2023^P: 109,245 tonnes
December 2022 : 79,589 tonnes

▲ 37.3%

Main countries of Imports



Thailand
29.7%



Myanmar
7.8%



Philippines
6.7%



EXPORTS

JANUARY 2023^P: 40,867 tonnes
December 2022 : 48,797 tonnes

▼ 16.3%

Main countries of Exports



P.R. China
41.2%



Turkiye
5.4%




Germany
5.1%

IMPORTS & EXPORTS PERFORMANCE


Note : MoM = Month on Month : YoY = Year on Year : P = Preliminary

Source: Monthly Rubber Statistics January 2023, Department of Statistics Malaysia (DOSM)



NEGARA PENGELUAR GETAH ASLI
*PRODUCING COUNTRIES OF
NATURAL RUBBER*

PENGELUARAN GETAH ASLI MENGIKUT NEGARA PENGELUAR*, 2018-2022 PRODUCTION OF NATURAL RUBBER BY PRODUCING COUNTRIES*, 2018-2022



Nota/Notes:

* Association of Natural Rubber Producing Countries (ANRPC)

^P: Awalan/Provisional

^e: Anggaran / Estimate

Sumber: Kementerian Perusahaan Perladangan dan Komoditi

Source: Ministry of Plantation Industries and Commodities

PERANGKAPAN GETAH MENGIKUT NEGARA PENGELUAR*, JANUARI 2023 RUBBER STATISTICS BY PRODUCING COUNTRIES*, JANUARY 2023

('000 tan metrik/tonnes)

Negara Country	Pengeluaran Production	Penggunaan Consumption	Eksport Export
Cambodia**	53.7 ^e	-	50.2 ^e
P.R.China**	49.8 ^e	506.0 ^e	4.9 ^e
India**	116.7 ^e	101.5 ^e	0.3 ^e
Indonesia**	257.4 ^e	52.2 ^e	227.3 ^e
Malaysia	29.5 ^P	27.8 ^P	40.9 ^P
Philippines**	11.1 ^e	3.3 ^e	17.6 ^e
Sri Lanka**	5.7 ^e	8.1 ^e	1.1 ^e
Thailand**	486.2 ^e	149.7 ^e	375.4 ^e
Viet Nam**	130.0 ^e	45.0 ^e	240.0 ^e

Nota/Notes:

* Association of Natural Rubber Producing Countries (ANRPC)

^P: Awalan / Provisional

^e: Anggaran / Estimate

** Data Disember 2022/Data of December 2022

Sumber: Kementerian Perusahaan Perladangan dan Komoditi

Source: Ministry of Plantation Industries and Commodities

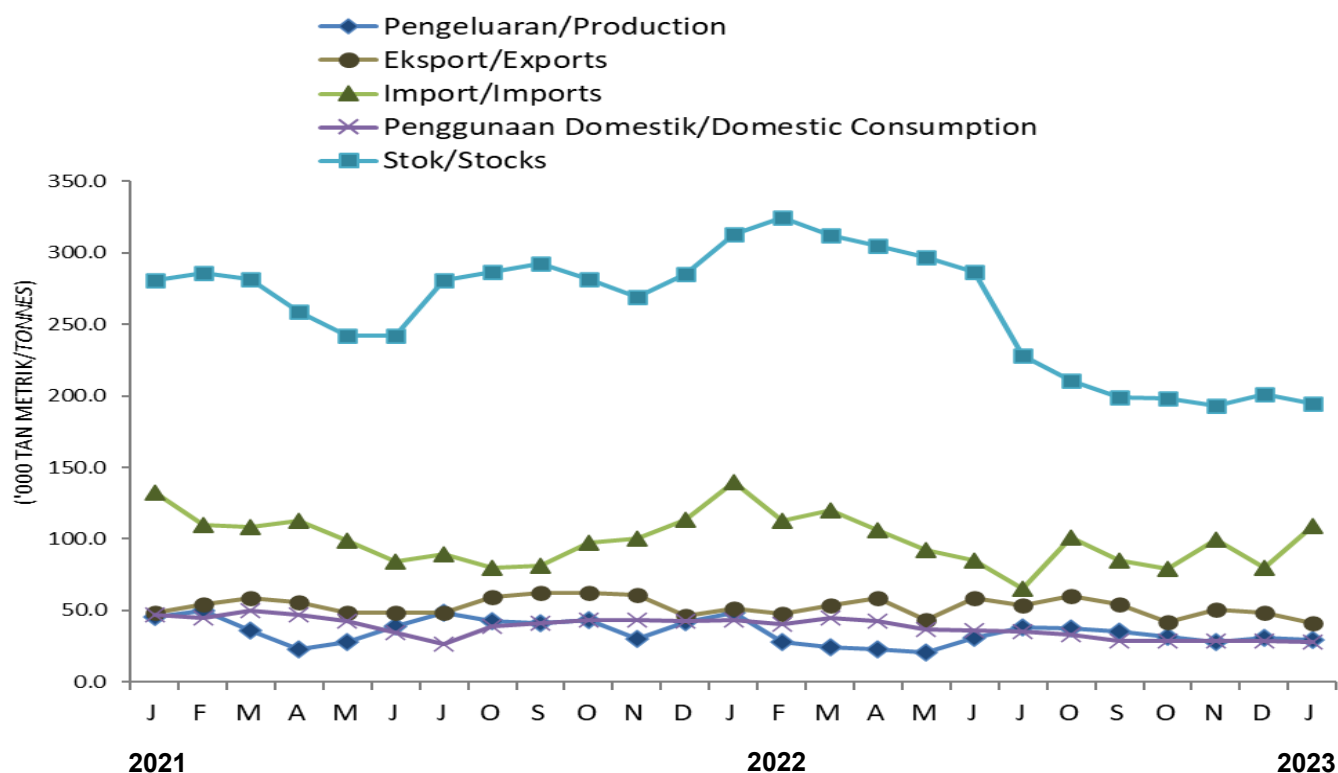


PERANGKAAAN UTAMA GETAH
PRINCIPAL STATISTICS OF RUBBER

PERANGKAAAN UTAMA GETAH, MALAYSIA, JANUARI 2023
PRINCIPAL STATISTICS OF RUBBER, MALAYSIA, JANUARY 2023

Perangkaan Utama Principal Statistics	Januari January 2022	Disember December 2022	Januari January 2023	Perubahan bulan ke bulan Jan. 2023/Dis. 2022 Change month-on-month Jan. 2023/Dec. 2022 (%)	Perubahan tahun ke tahun Jan. 2023/Jan. 2022 Change year-on-year Jan. 2023/Jan. 2022 (%)
Pengeluaran / Production (tan metrik / tonnes)	48,546	30,556	29,451	▼ -3.6	▼ -39.3
Eksport / Exports (tan metrik / tonnes)	51,160	48,797	40,867	▼ -16.3	▼ -20.1
Import / Imports (tan metrik / tonnes)	140,024	79,589	109,245	▲ 37.3	▼ -22.0
Penggunaan domestik Domestic consumption (tan metrik / tonnes)	43,390	28,589	27,789	▼ -2.8	▼ -36.0
Stok akhir / Closing stocks (tan metrik / tonnes)	313,325	201,360	194,553	▼ -3.4	▼ -37.9
Bil. pekerja bergaji (estet) Number of paid workers (estate)	8,566	8,980	9,918	▲ 10.4	▲ 15.8
Gaji & upah (RM'000) (estet) Salaries & wages (RM'000) (estate)	15,810	18,981	18,179	▼ -4.2	▲ 15.0

**PENGELUARAN, EKSPORT, IMPORT, PENGGUNAAN DOMESTIK DAN
STOK BULANAN BAGI GETAH ASLI 2021-2023**
**MONTHLY PRODUCTION, EXPORTS, IMPORTS, DOMESTIC CONSUMPTION AND
STOCK OF NATURAL RUBBER 2021-2023**





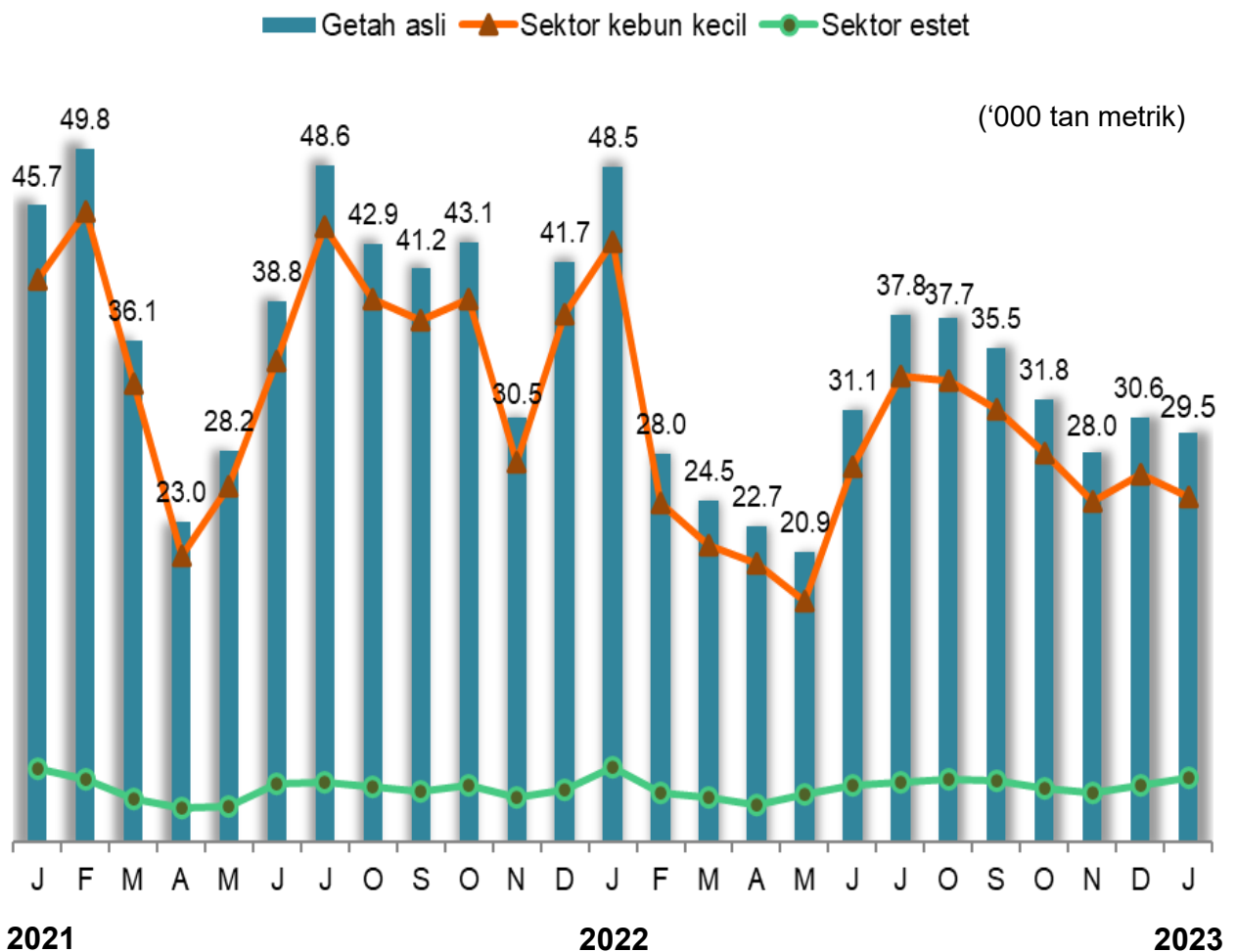
RINGKASAN PENEMUAN
SUMMARY OF FINDINGS

PERANGKAAAN GETAH BULANAN MALAYSIA, JANUARI 2023[#]

1. PENGELUARAN

Pengeluaran getah asli Malaysia pada Januari 2023 berjumlah 29,451 tan metrik, menurun sebanyak 39.3 peratus berbanding 48,546 tan metrik pada Januari 2022 dan turut menunjukkan penurunan sebanyak 3.6 peratus dari bulan sebelumnya. Sektor kebun kecil merupakan penyumbang utama pengeluaran getah asli iaitu 84.2 peratus. Pengeluaran sektor kebun kecil menurun sebanyak 42.5 peratus manakala pengeluaran di estet juga menurun 13.9 peratus berbanding Januari 2022.

Carta 1: Pengeluaran getah bulanan di estet dan kebun kecil



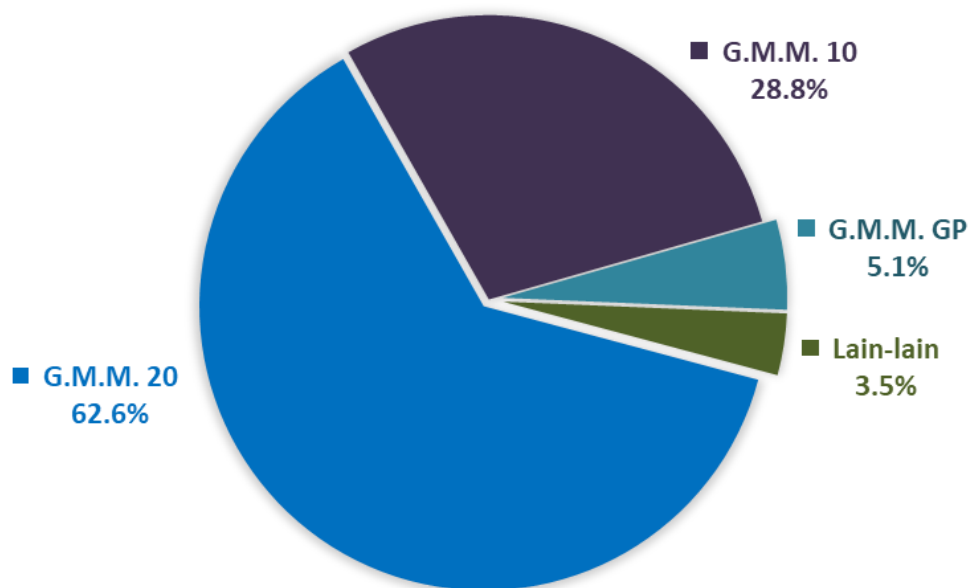
Nota #:

1. Laporan ini boleh diperoleh daripada portal Jabatan Perangkaan Malaysia (<https://www.dosm.gov.my>) di bawah ruangan: **Siaran Terkini**.
2. Data bagi bulan Januari 2023 merupakan data **awalan**. Data ini akan dikemas kini berdasarkan data terkini yang diperoleh dan akan diterbitkan dalam penerbitan Februari 2023.

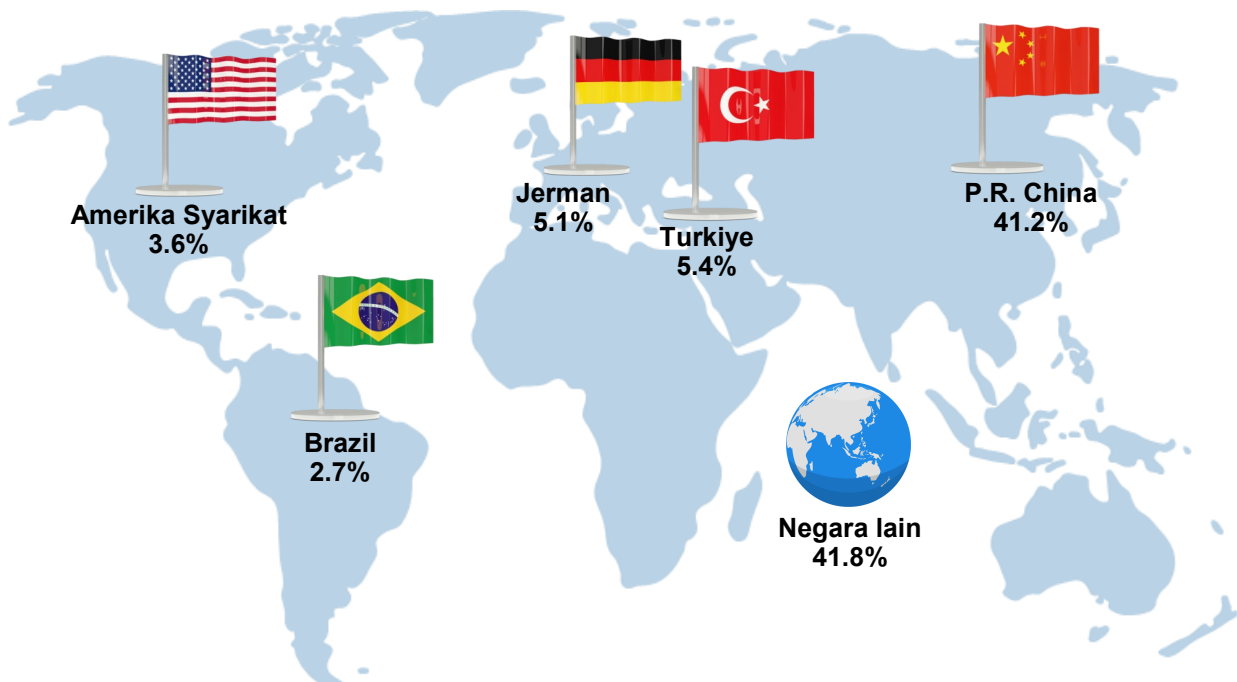
2. EKSPORT

Eksport getah asli pada Januari 2023 adalah 40,867 tan metrik, menurun 20.1 peratus dari 51,160 tan metrik pada bulan yang sama tahun sebelumnya serta turut menunjukkan penurunan 16.3 peratus berbanding 48,797 tan metrik pada Disember 2022. Getah Mutu Malaysia (G.M.M.) menyumbang 97.0 peratus daripada jumlah eksport getah asli dimana G.M.M. 20 merupakan eksport tertinggi iaitu 24,807 tan metrik (62.6%) seperti di Carta 2.

Carta 2: Eksport Getah Mutu Malaysia (G.M.M) mengikut gred, Januari 2023



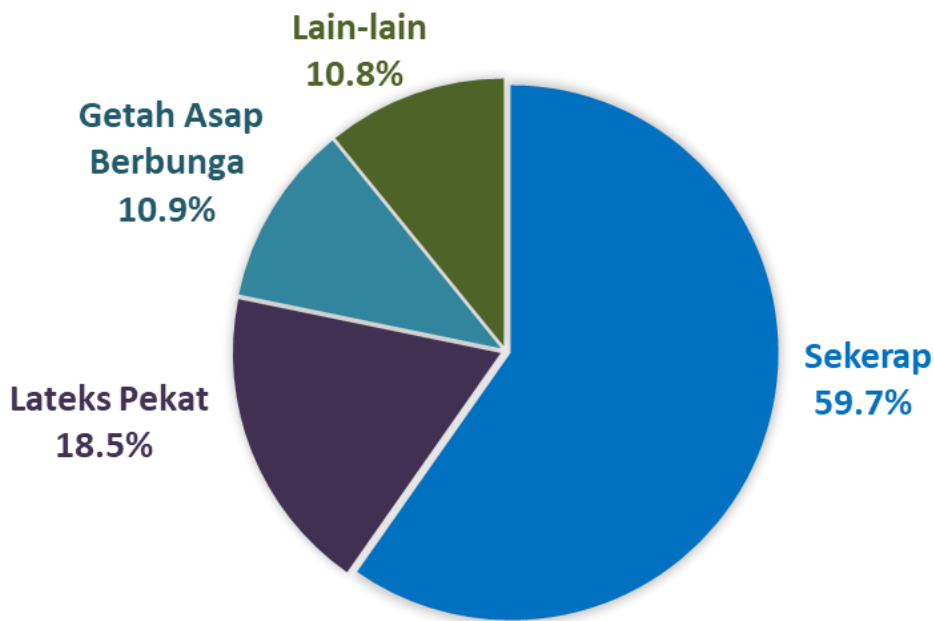
Carta 3: Destinasi utama eksport getah asli, Januari 2023



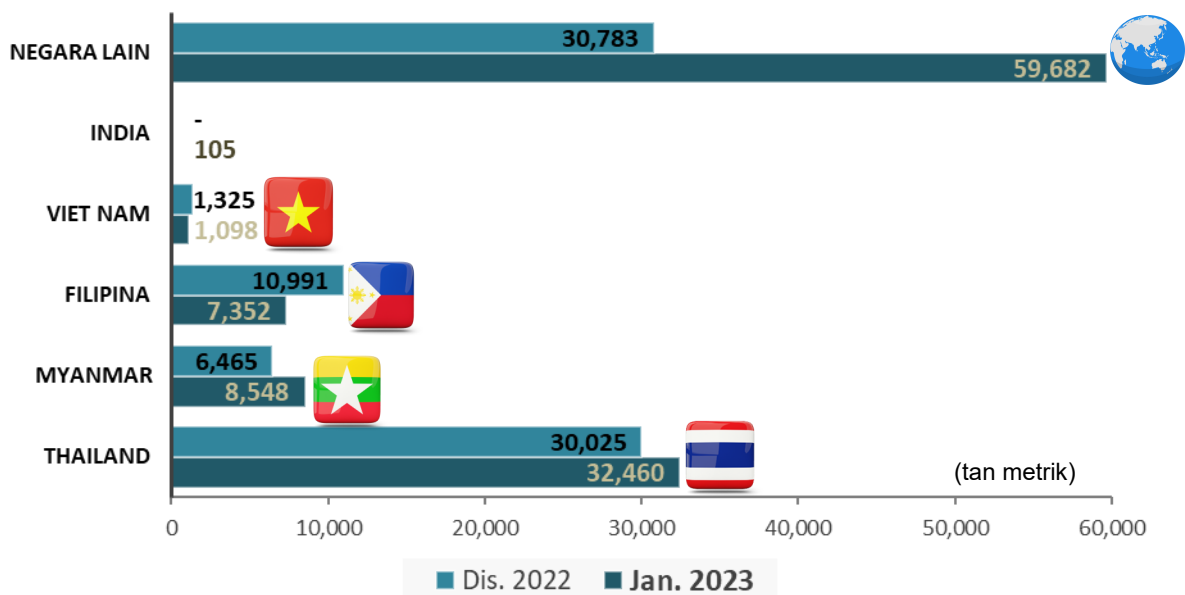
3. IMPORT

Import getah asli pada Januari 2023 adalah 109,245 tan metrik berbanding 140,024 tan metrik pada Januari 2022, menurun sebanyak 22.0 peratus. Perbandingan bulan ke bulan pula menunjukkan peningkatan sebanyak 37.3 peratus. Jenis getah asli utama yang diimport adalah Sekerap (65,249 tan metrik) dan Lateks Pekat (20,215 tan metrik). Getah asli diimport terutamanya dari Thailand berjumlah 32,460 tan metrik.

Carta 4: Import getah asli mengikut jenis, Januari 2023



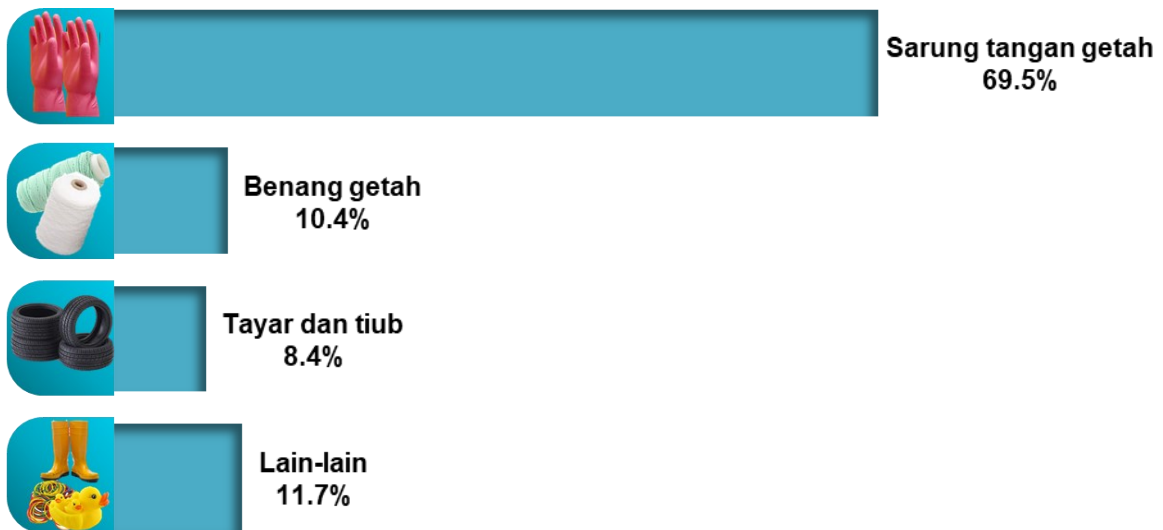
Carta 5: Import getah asli dari negara utama, Januari 2023



4. PENGGUNAAN DOMESTIK

Penggunaan domestik getah asli pada Januari 2023 ialah 27,789 tan metrik, menurun 36.0 peratus berbanding 43,390 tan metrik pada Januari 2022. Perbandingan bulan ke bulan pula menunjukkan penurunan 2.8 peratus berbanding 28,589 tan metrik pada bulan sebelumnya. Industri sarung tangan getah merupakan industri utama bagi penggunaan getah asli iaitu 19,327 tan metrik (69.5%).

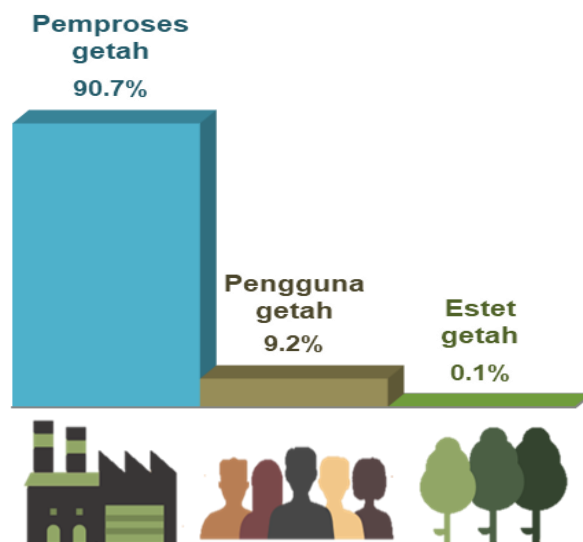
Carta 6: Penggunaan domestik getah asli mengikut produk, Januari 2023



5. STOK

Stok getah asli menurun 37.9 peratus pada Januari 2023 kepada 194,553 tan metrik berbanding 313,325 tan metrik yang dicatatkan pada Januari 2022. Perbandingan bulan ke bulan juga menunjukkan stok menurun sebanyak 3.4 peratus.

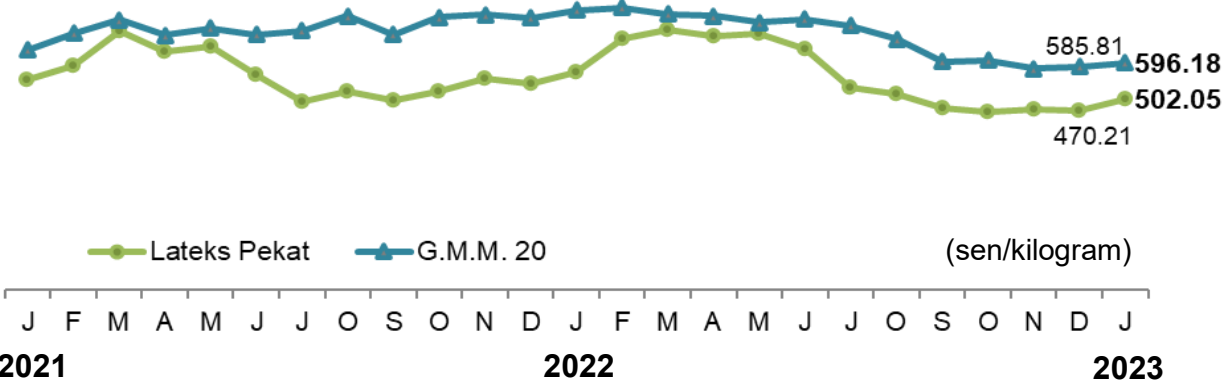
Carta 7: Stok getah asli pada akhir bulan Januari 2023



6. HARGA PURATA BULANAN SEKILOGRAM (Sebut Harga Pada Waktu Tengah Hari - "F.O.B.")

Harga purata bulanan G.M.M. 20 pada Januari 2023 adalah 596.18 sen sekilogram, menurun 18.8 peratus berbanding 734.05 sen sekilogram pada Januari 2022 namun menunjukkan peningkatan 1.8 peratus berbanding 585.81 sen sekilogram pada bulan sebelumnya. Harga purata bulanan bagi Lateks Pekat pada Januari 2023 adalah 502.05 sen sekilogram, menurun 12.2 peratus dari 572.08 sen sekilogram pada bulan yang sama tahun lalu namun mencatatkan peningkatan 6.8 peratus berbanding 470.21 sen sekilogram pada Disember 2022.

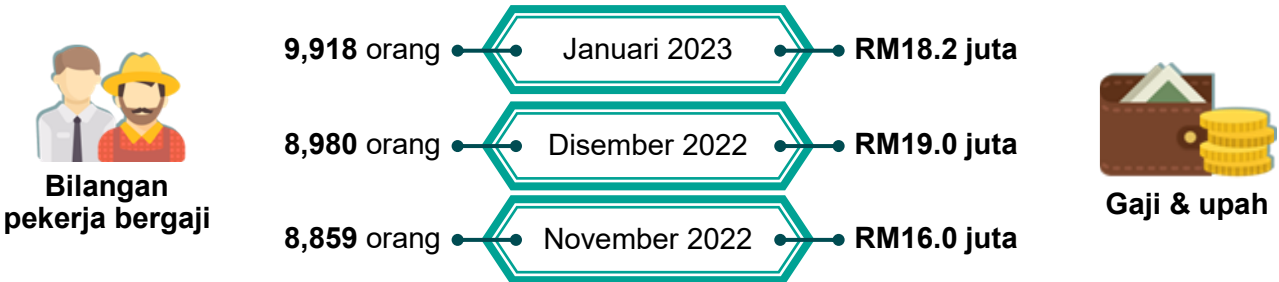
Carta 8: Harga purata bulanan (sebut harga pada waktu tengah hari "F.O.B") bagi G.M.M. 20 dan Lateks Pekat



7. GUNA TENAGA DI ESTET

Seramai 9,918 pekerja bergaji direkodkan pada akhir Januari 2023 dengan peningkatan sebanyak 15.8 peratus dari Januari 2022 dan turut meningkat 10.4 peratus (8,980 pekerja bergaji) berbanding bulan sebelumnya. Gaji & upah meningkat 15.0 peratus kepada RM18.2 juta dari RM15.8 juta pada Januari 2022, manakala perbandingan bulan ke bulan pula menunjukkan trend yang sebaliknya iaitu penurunan sebanyak 4.2 peratus.

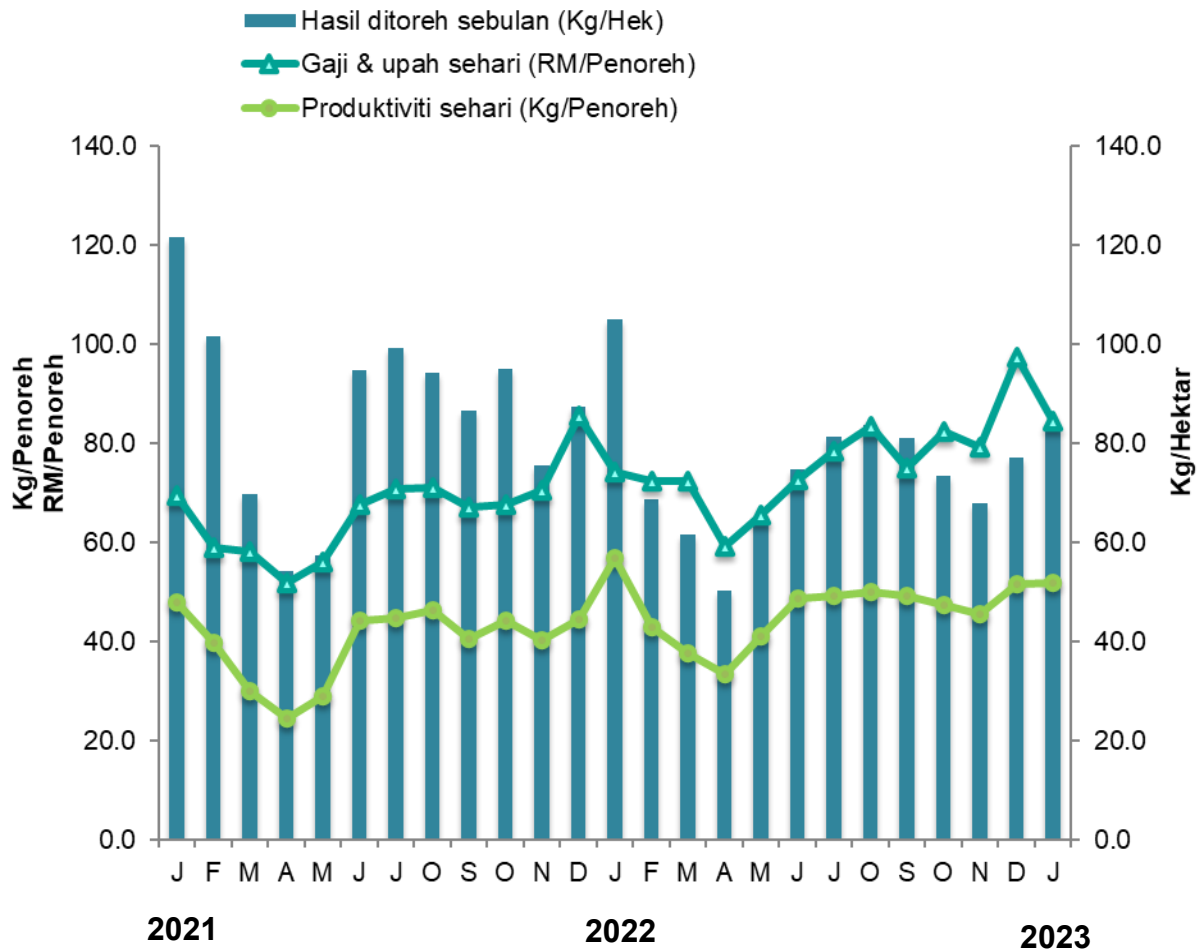
Carta 9: Bilangan pekerja dan jumlah gaji & upah, Januari 2023



8. PRODUKTIVITI DI ESTET

Produktiviti pengeluaran getah asli di estet adalah 82.4 kilogram sehektar pada Januari 2023, menurun sebanyak 21.6 peratus berbanding Januari 2022. Perbandingan bulan ke bulan pula menunjukkan produktiviti meningkat sebanyak 6.7 peratus dari 77.2 kilogram sehektar.

Carta 10: Produktiviti hasil ditoreh bulanan dan produktiviti penoreh sehari

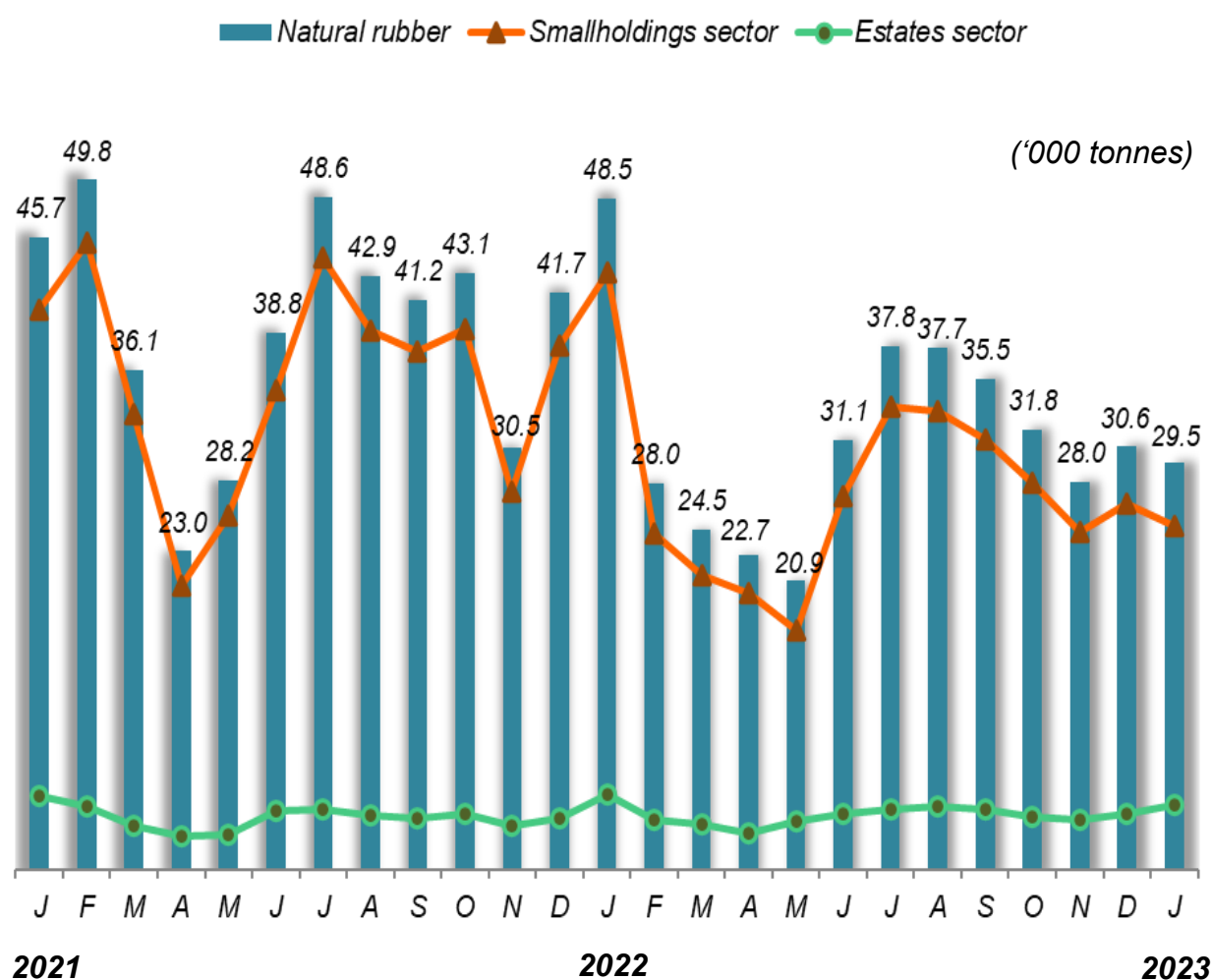


MONTHLY RUBBER STATISTICS MALAYSIA, JANUARY 2023[#]

1. PRODUCTION

Malaysia's natural rubber production in January 2023 amounted 29,451 tonnes, decreased 39.3 per cent as compared to 48,546 tonnes in January 2022 and also showed a decrease of 3.6 per cent from last month. Smallholdings sector was the main contributor to the natural rubber production of 84.2 per cent. Production of smallholdings decreased by 42.5 per cent meanwhile estate sector also showed a decrease of 13.9 per cent as compared to January 2022.

Chart 1: Monthly rubber production in the estates and smallholdings



Notes #:

1. This report can be accessed through the portal of the Department of Statistics, Malaysia (<https://www.dosm.gov.my>) under the section: **Latest Releases**.
2. Data for January 2023 is **provisional**. The data will be updated based on the latest available figures and subsequently published in the February 2023 publication.

2. EXPORTS

Exports of natural rubber in January 2023 was 40,867 tonnes, decreased by 20.1 per cent from 51,160 tonnes in the same month last year and also decreased by 16.3 per cent as compared to 48,797 tonnes in December 2022. Standard Malaysian Rubber (S.M.R.) contributed 97.0 per cent of the total natural rubber exports where S.M.R. 20 was the highest exports of 24,807 tonnes (62.6%) as shown in Chart 2.

Chart 2: Exports of Standard Malaysian Rubber (S.M.R.) by grade, January 2023

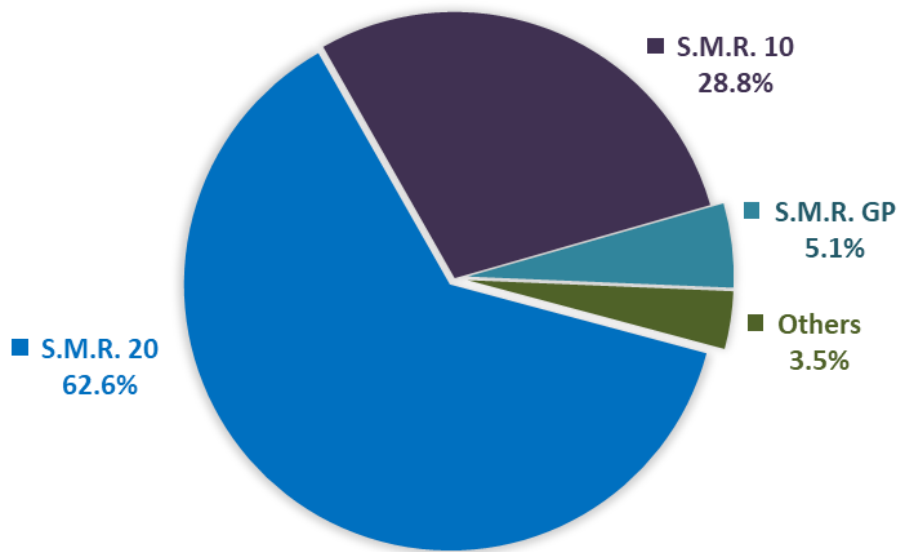
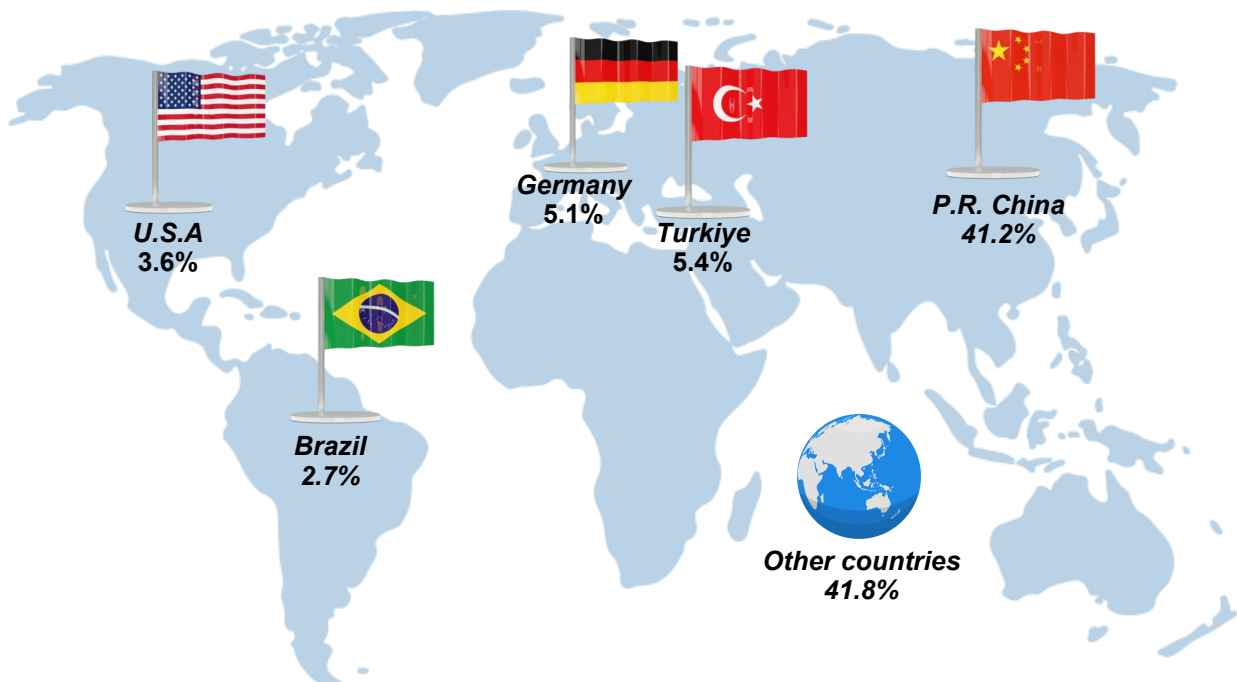


Chart 3: Main destinations of natural rubber exports, January 2023



3. IMPORTS

Imports of natural rubber in January 2023 was 109,245 tonnes as compared to 140,024 tonnes in January 2022, decreased by 22.0 per cent. Month-on-month comparison showed an increase of 37.3 per cent. The main types of imported natural rubber were Scrap (65,249 tonnes) and Latex Concentrate (20,215 tonnes). Natural rubber mainly imported from Thailand amounted of 32,460 tonnes.

Chart 4: Imports of natural rubber by types, January 2023

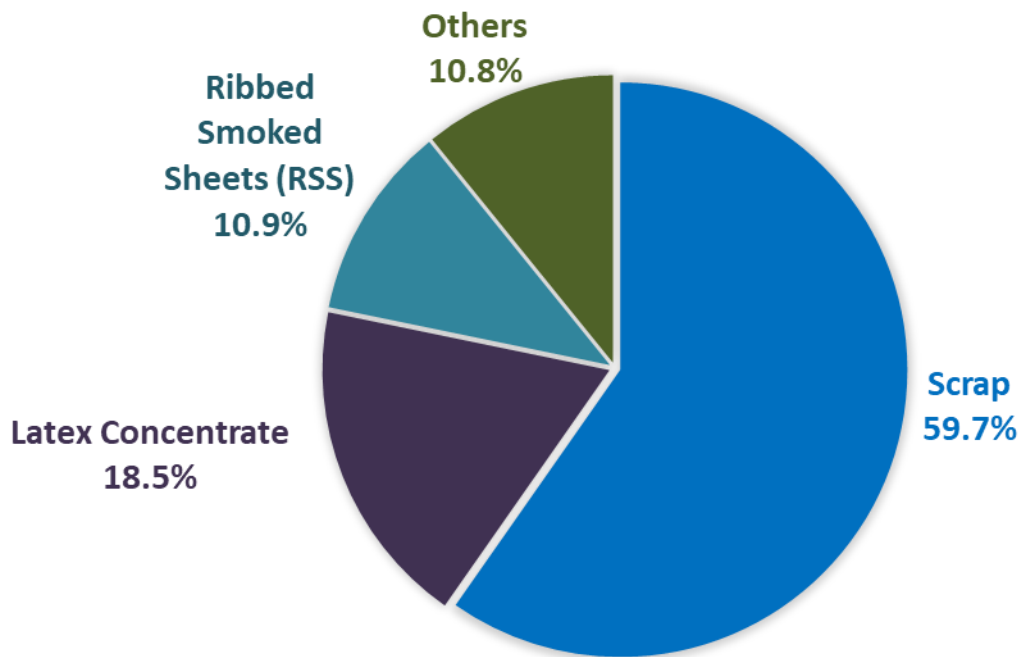
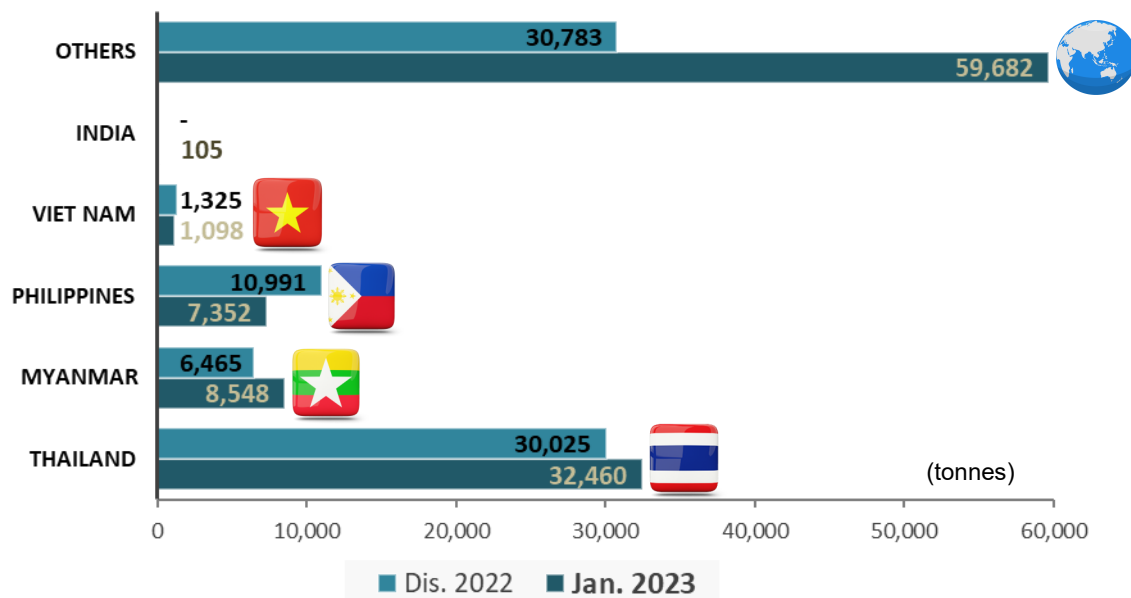


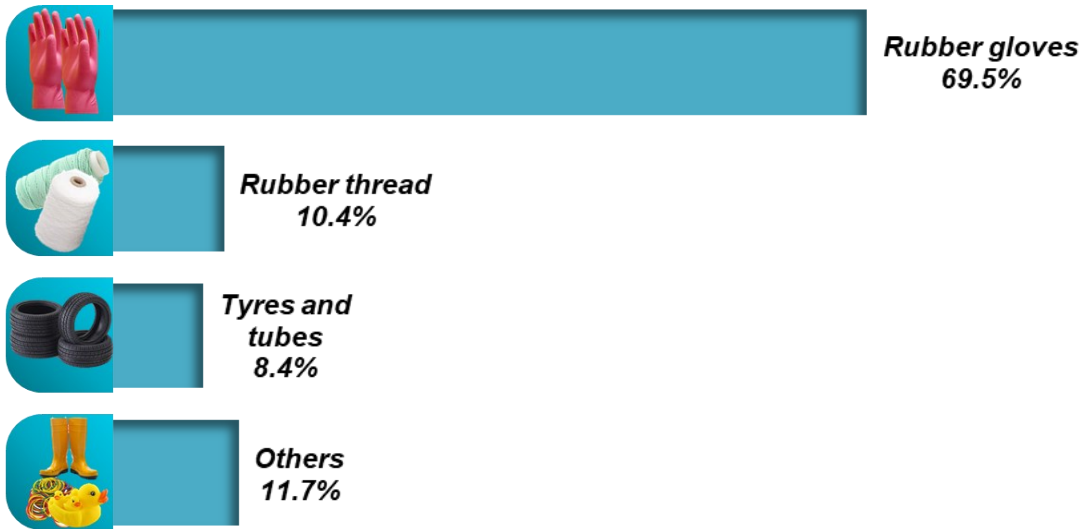
Chart 5: Imports of natural rubber from major countries, January 2023



4. DOMESTIC CONSUMPTION

Domestic consumption of natural rubber in January 2023 was 27,789 tonnes, decreased by 36.0 per cent against 43,390 tonnes in January 2022. Month-on-month comparison showed a decreased of 2.8 per cent from 28,589 tonnes in the last month. Rubber glove industry was the main industry for the use of natural rubber at 19,327 tonnes (69.5%).

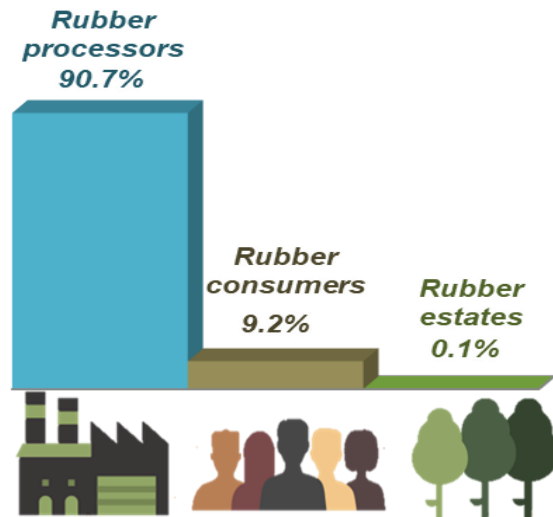
Chart 6: Domestic consumption of natural rubber by product, January 2023



5. STOCKS

Stocks of natural rubber decreased 37.9 per cent at the end of January 2023 to 194,553 tonnes against 313,325 tonnes as recorded in January 2022. Month-on-month comparison also showed the stocks decreased by 3.4 per cent.

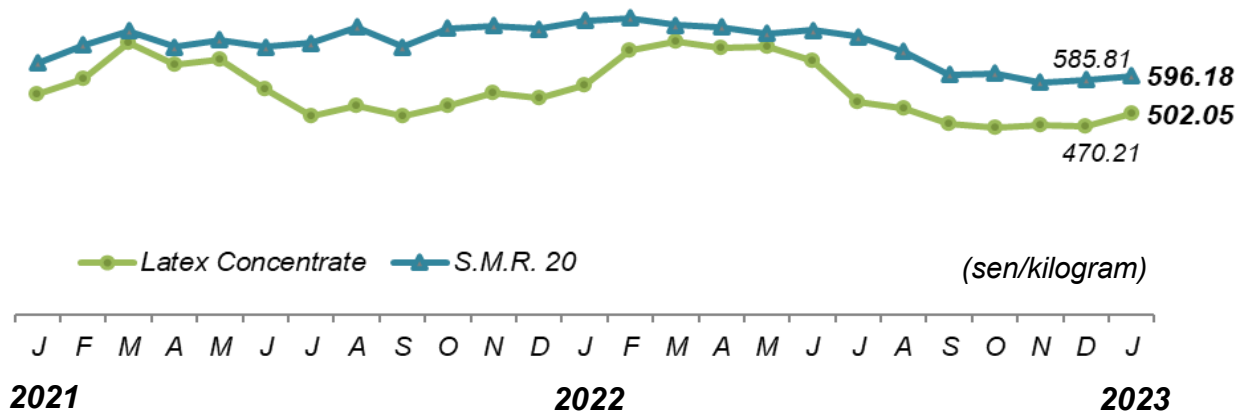
Chart 7: Stocks of natural rubber at the end of January 2023



6. AVERAGE MONTHLY PRICE PER KILOGRAM (Noon Quotations - F.O.B.)

Average monthly price of S.M.R. 20 in January 2023 was 596.18 sen per kilogram, decreased 18.8 per cent against 734.05 sen per kilogram in January 2022 but showed an increased of 1.8 per cent from 585.81 sen per kilogram a month before. The average monthly price of Latex Concentrate in January 2023 was 502.05 sen per kilogram, decreased by 12.2 per cent from 572.08 sen per kilogram in the same month last year but showed an increased of 6.8 per cent as compared to 470.21 sen per kilogram in December 2022.

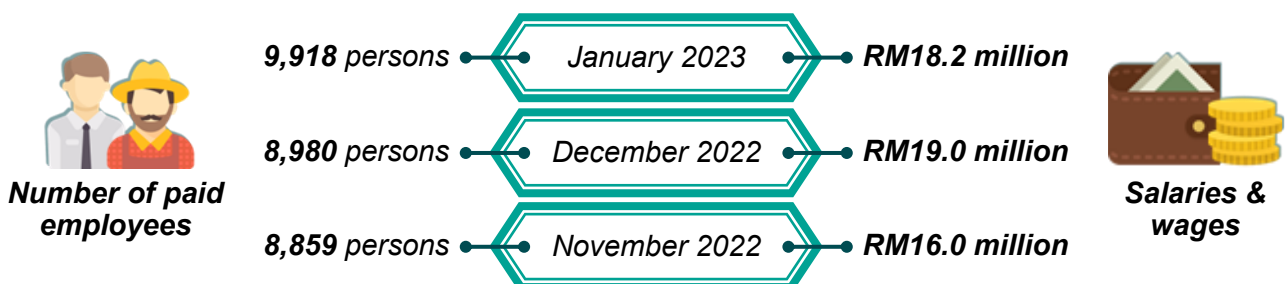
Chart 8: Average monthly price (noon quotations - F.O.B.) of S.M.R. 20 and Latex Concentrate



7. EMPLOYMENT IN ESTATES

A total of 9,918 paid employees recorded at the end of January 2023 with an increase of 15.8 per cent from January 2022 and also showed an increased of 10.4 per cent (8,980 paid employees) in the previous month. The salaries & wages increased by 15.0 per cent to RM18.2 million against RM15.8 million in January 2022 and month-on-month comparison showed a different trend a decrease of 4.2 per cent.

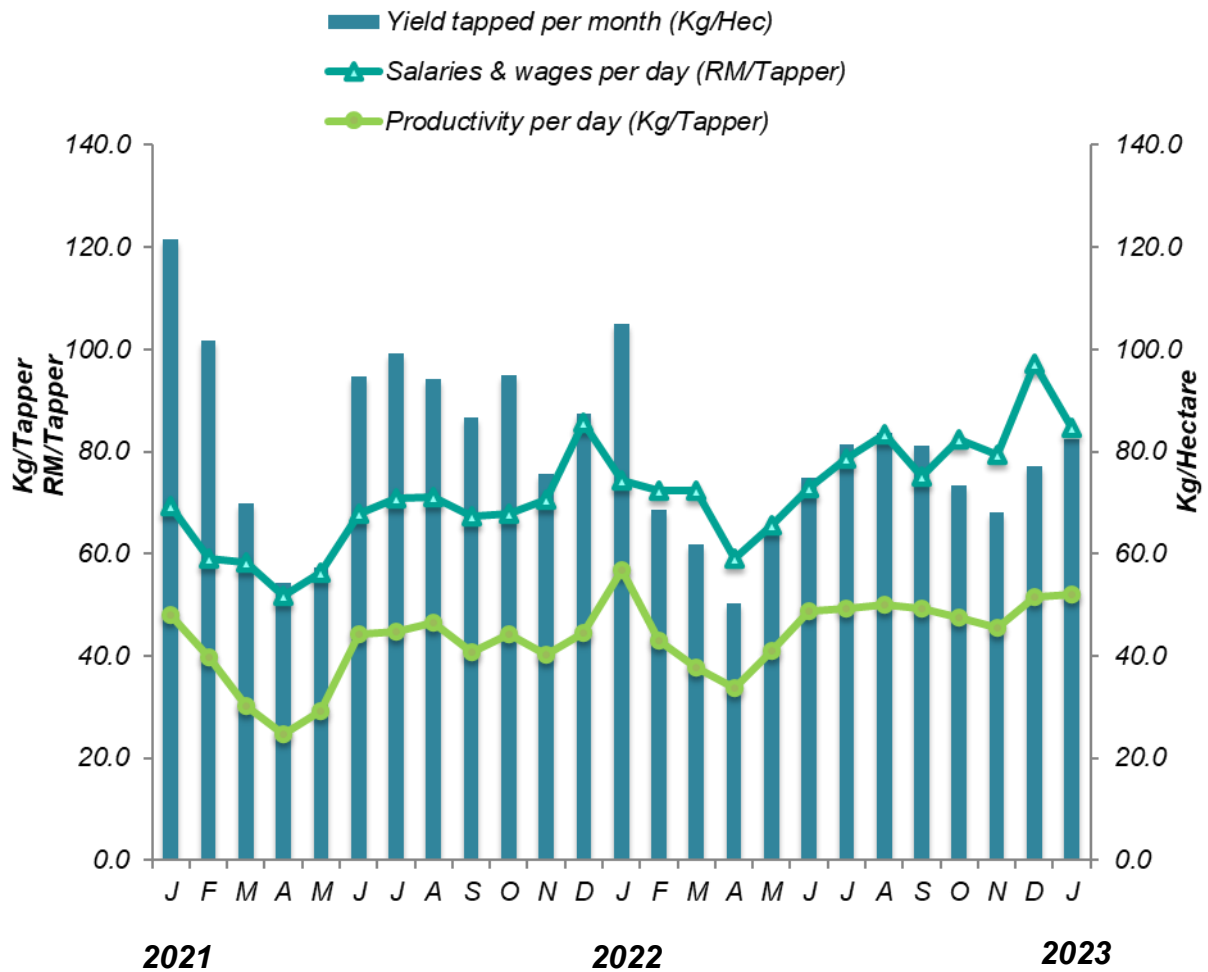
Chart 9: Number of paid employees and salaries & wages, January 2023



8. PRODUCTIVITY OF ESTATES

Productivity of natural rubber production in the estates was 82.4 kilogram per hectare in January 2023, decreased by 21.6 per cent as compared to January 2022. Month-on-month comparison showed the productivity increased by 6.7 per cent from 77.2 kilogram per hectare.

Chart 10: Monthly productivity of yield tapped and daily productivity of tappers





JADUAL STATISTIK
STATISTICAL TABLES

JADUAL 1 : PENAWARAN DAN PERMINTAAN GETAH ASLI

Table 1 : Supply and Demand of Natural Rubber

 Tan metrik K.G.K.
Tonnes D.R.C.

Tempoh Period	Penawaran Supply					Permintaan Demand					
	Stok pada awal tempoh Stocks at the beginning of period	Import *	Pengeluaran Production			Jumlah Penawaran Total Supply	Eksport *	Penggunaan Domestik Domestic Consumption	Stok pada akhir tempoh Stocks at the end of period	Jumlah Permintaan Total Demand	
			Estet Estates	Kebun Kecil** Smallholdings	Jumlah Pengeluaran Total Production						
2022^P	285,245	1,165,590	47,387	329,660	377,047	1,827,882	622,084	426,594	201,360	1,250,037	
2021	249,551	1,207,301	45,347	424,322	469,669	1,926,521	653,245	501,961	285,245	1,440,451	
2020	244,930	1,221,893	56,421	458,281	514,702	1,981,525	565,165	518,732	249,551	1,333,448	
2019	174,004	1,082,700	61,227	578,603	639,830	1,896,534	631,304	515,466	244,930	1,391,700	
2023	Jan.^P	201,360	109,245	4,661	24,790	29,451	340,055	40,867	27,789	194,553	263,209
2022	Dis.	193,396	79,589	4,088	26,468	30,556	303,541	48,797	28,589	201,360	278,746
	Nov.	198,181	99,302	3,593	24,454	28,048	325,530	50,927	28,410	193,396	272,733
2022	Jan.	285,245	140,024	5,416	43,130	48,546	473,814	51,160	43,390	313,325	407,874
2021	Dis.	269,421	113,776	3,775	37,915	41,690	424,886	45,982	42,618	285,245	373,845
	Nov.	281,718	100,516	3,221	27,273	30,493	412,728	60,942	43,317	269,421	373,680

 Nota/Notes : ^P Awalan / Provisional

K.G.K ID.R.C - Kandungan Getah Kering/Dry Rubber Content

* Import dan Eksport - data hanya meliputi kod getah asli di bawah HS4001.10.000 hingga HS4001.29.999
Imports and Exports -the data only covers natural rubber codes under HS4001.10.000 to HS4001.29.999

** Termasuk kebun kecil Lembaga Kemajuan Tanah Persekutuan (FELDA)
Includes Federal Land Development Authority (FELDA) smallholdings

JADUAL 2 : PENGELUARAN GETAH ASLI MENGIKUT HAK MILIK

Table 2 : Production of Natural Rubber by Ownership

Tan metrik K.G.K.
Tonnes D.R.C.

Tempoh Period	Estet Estate			Kebun Kecil* Smallholding	Jumlah Pengeluaran Total Production	
	Residen Malaysia Malaysian Residents	Bukan Residen Malaysia dan Hak Milik Bersama Non-Malaysian Residents and Joint Ownership	Jumlah Total			
2022	44,635	2,752	47,387	329,660	377,047	
2021	41,895	3,452	45,347	424,322	469,669	
2020	52,654	3,767	56,421	458,281	514,702	
2019	58,247	2,980	61,227	578,603	639,830	
2023	Jan. ^P	4,542	120	4,661	24,790	29,451
2022	Dis.	3,799	289	4,088	26,468	30,556
	Nov.	3,296	297	3,593	24,454	28,048
2022	Jan.	5,200	216	5,416	43,130	48,546
2021	Dis.	3,506	268	3,775	37,915	41,690
	Nov.	2,898	322	3,221	27,273	30,493

Nota/Notes : ^P Awalan / Provisional

K.G.K / D.R.C - Kandungan Getah Kering / Dry Rubber Content

* Termasuk kebun kecil Lembaga Kemajuan Tanah Persekutuan (FELDA)

Includes Federal Land Development Authority (FELDA) smallholdings

JADUAL 3 : EKSPORT GETAH ASLI MENGIKUT JENIS TERPILIH
Table 3 : Exports of Natural Rubber by Selected Types

Tan metrik K.G.K.

Tonnes D.R.C.

Jenis Type	Ke dan melalui Singapura To and via Singapore				Terus Negeri Asing Direct Foreign				Jumlah Total			
	2023		2022		2023		2022		2023		2022	
	Jan. ^P	Dis. ^P	Nov.	Jan.	Jan. ^P	Dis. ^P	Nov.	Jan.	Jan. ^P	Dis. ^P	Nov.	Jan.
Getah Asap Berbunga <i>Ribbed Smoked Sheets</i>	-	-	-	-	81	-	20	40	81	-	20	40
Lateks Pekat <i>Latex Concentrate</i>	-	-	3	2	1,115	1,380	1,237	1,550	1,115	1,380	1,240	1,552
Getah Mutu Malaysia <i>Standard Malaysian Rubber</i>	202	1	404	-	39,451	47,411	49,084	49,538	39,653	47,413	49,488	49,538
Jenis-jenis lain <i>Other types</i>	-	-	-	-	18	5	179	30	18	5	179	30
Jumlah <i>Total</i>	202	1	407	2	40,666	48,796	50,520	51,158	40,867	48,797	50,927	51,160

Jenis Type	Ke dan melalui Singapura To and via Singapore				Terus Negeri Asing Direct Foreign				Jumlah Total			
	2022 ^P	2021	2020	2019	2022 ^P	2021	2020	2019	2022 ^P	2021	2020	2019
Getah Asap Berbunga <i>Ribbed Smoked Sheets</i>	1	-	-	3	685	3,305	285	2,394	687	3,305	286	2,397
Lateks Pekat <i>Latex Concentrate</i>	15	27	43	35	16,859	21,079	19,631	23,153	16,874	21,106	19,674	23,188
Getah Mutu Malaysia <i>Standard Malaysian Rubber</i>	1,029	66	2,916	11,866	602,614	624,268	541,550	593,191	603,644	624,334	544,465	605,056
Jenis-jenis lain <i>Other types</i>	-	-	-	-	880	4,501	741	662	880	4,501	741	662
Jumlah <i>Total</i>	1,045	93	2,959	11,904	621,039	653,152	562,206	619,400	622,084	653,245	565,165	631,304

 Nota/Notes : ^P Awalan / Provisional

K.G.K / D.R.C - Kandungan Getah Kering / Dry Rubber Content

Jumlah berbeza disebabkan pembundaran / The total differs due to rounding

JADUAL 4 : EKSPORT GETAH ASLI MENGIKUT NEGARA YANG DITUJU
Table 4 : Exports of Natural Rubber by Country of Destination

 Tan metrik K.G.K.
 Tonnes D.R.C.

Negara-Negara Utama <i>Major Countries</i>	2022 ^P	2021	2020	2019	2023	2022		2022	2021	
					Jan. ^P	Dis. ^P	Nov.	Jan.	Dis.	Nov.
Afrika Selatan <i>South Africa</i>	3,089	4,506	3,564	4,152	40	343	222	202	90	195
Amerika Syarikat/U.S.A	34,194	39,186	18,655	25,028	1,489	2,028	1,855	3,597	976	6,918
Argentina	4,604	5,796	3,620	4,505	226	415	311	721	779	434
Belanda/Netherlands	864	1,079	2,671	2,892	454	91	94	72	-	83
Belgium	157	7,481	1,790	2,498	35	26	13	43	40	70
Brazil	15,659	12,036	10,987	14,033	1,116	1,265	940	1,475	839	1,232
China	286,027	315,556	292,689	309,358	16,857	23,245	27,565	19,280	19,064	27,191
Finland	18,186	25,885	18,467	27,317	-	203	706	1,956	4,939	2,278
Greece	148	273	382	151	18	-	11	49	-	9
Hong Kong	45	41	31	30	-	3	-	10	-	-
Iran, Republik Islam <i>Iran, Islamic Republic of</i>	17,821	15,076	20,132	27,296	786	1,979	804	1,650	605	2,457
Itali/Italy	4,684	5,216	6,195	9,369	278	220	271	516	302	250
Jepun/Japan	5,710	5,081	2,454	3,598	-	597	335	499	174	308
Jerman/Germany	26,315	28,596	57,442	71,080	2,097	2,068	1,431	1,691	1,142	3,079
Kanada/Canada	2,239	3,561	2,758	1,552	79	101	161	20	383	262
Korea, Rep. <i>Korea, Rep. of</i>	5,946	8,575	9,139	12,205	457	699	672	699	288	910

 Nota/Notes : ^P Awalan / Provisional

K.G.K / D.R.C - Kandungan Getah Kering / Dry Rubber Content

JADUAL 4 : EKSPORT GETAH ASLI MENGIKUT NEGARA YANG DITUJU (samb.)

Table 4 : Exports of Natural Rubber by Country of Destination (cont'd)

 netrik K.G.K.
 onnes D.R.C.

Negara-Negara Utama Major Countries	2022 ^P	2021	2020	2019	2023			2022		
					Jan. ^P	Dis. ^P	Nov.	Jan.	Dis.	Nov.
Mesir/Egypt	10,900	8,715	7,642	9,170	885	703	834	874	868	204
Mexico	2,877	1,771	257	1,995	68	50	60	220	675	179
Pakistan	8,623	10,998	2,446	2,492	390	462	391	1,042	1,923	388
Perancis/France	3,088	9,650	6,176	7,613	594	219	227	609	278	355
Poland	948	1,237	1,373	1,951	101	20	29	45	20	237
Portugal	2,834	3,327	4,980	8,075	282	282	121	423	40	222
Sepanyol/Spain	1,104	2,304	2,229	1,945	94	82	74	40	236	244
Singapura Singapore	37	52	60	755		1	4	2	-	6
Sweden	185	426	482	696	13	40	2	20	-	46
Taiwan	3,619	4,068	13,728	12,097	131	150	160	140	142	290
Turki/Turkiye	17,435	16,809	14,814	13,632	2,220	1,026	1,111	1,464	1,490	1,217
Ukraine	11	42	57	59		-	-	-	-	-
United Kingdom	1,267	2,118	2,512	4,450	71	5	142	69	202	102
Vietnam	294	1,822	3,093	7,555	10	-	10	41	152	73
Negara lain Other countries	143,179	111,963	54,338	43,754	12,075	12,475	12,370	13,690	10,335	11,703
Jumlah Total	622,084	653,245	565,165	631,304	40,867	48,797	50,927	51,160	45,982	60,942

 Nota/Notes : ^P Awalan / Provisional

K.G.K / D.R.C - Kandungan Getah Kering / Dry Rubber Content

Jumlah berbeza disebabkan pembundaran / The total differs due to rounding

JADUAL 5: EKSPORT GETAH MUTU MALAYSIA (G.M.M.) MENGIKUT GRED

Table 5: Exports of Standard Malaysian Rubber (S.M.R.) by Grade

Tan metrik K.G.K.
Tonnes D.R.C.

Gred Grade					2023	2022		2022	2021	
	2022 ^P	2021	2020	2019	Jan. ^P	Dis. ^P	Nov.	Jan.	Dis.	Nov.
G.M.M. L S.M.R. L	450	759	1,072	1,358	0	19	21	39	60	60
G.M.M. 5 S.M.R. 5	3,156	3,003	3,011	2,661	242	202	665	161	181	101
G.M.M. 10 S.M.R. 10	174,476	165,867	143,681	183,980	11,411	10,684	11,503	13,270	15,560	15,094
G.M.M. 20 S.M.R. 20	388,370	418,311	366,475	382,419	24,807	33,530	34,822	32,255	26,336	40,217
G.M.M. GP S.M.R. GP	22,207	19,534	16,846	23,033	2,027	2,293	1,975	1,278	1,217	1,576
G.M.M. CV S.M.R. CV	5,270	9,333	10,995	9,459	1,066	360	300	623	560	533
Lain-Lain * Others	9,713	7,528	2,384	2,146	101	325	202	1,912	194	403
Jumlah Total	603,644	624,334	544,465	605,056	39,653	47,413	49,488	49,538	44,108	57,985

Nota/Notes : ^P Awalan / Provisional

* Lain-lain termasuk housegrade / Others includes housegrade

K.G.K / D.R.C - Kandungan Getah Kering / Dry Rubber Content

Jumlah berbeza disebabkan pembundaran / The total differs due to rounding

JADUAL 6 : IMPORT GETAH ASLI MENGIKUT JENIS TERPILIH
Table 6 : Imports of Natural Rubber by Selected Types

 Tan metrik K.G.K.
 Tonnes D.R.C.

Jenis Type	Dari dan melalui Singapura From and via Singapore				Terus Negeri Asing Direct Foreign				Jumlah Total			
	2023		2022		2023		2022		2023		2022	
	Jan. ^P	Dis. ^P	Nov.	Jan.	Jan. ^P	Dis. ^P	Nov.	Jan.	Jan. ^P	Dis. ^P	Nov.	Jan.
Getah Asap Berbunga <i>Ribbed Smoked Sheets</i>	-	-	-	1,648	11,940	10,949	4,706	17,785	11,940	10,949	4,706	19,433
Lateks Pekat <i>Latex Concentrate</i>	-	-	-	-	20,215	19,280	17,495	32,354	20,215	19,280	17,495	32,354
Getah Berpiawaian* <i>Standard Rubber</i>	302	101	-	-	8,945	8,866	11,936	18,974	9,248	8,967	11,936	18,974
Jenis-jenis lain <i>Other types</i>	1,318	-	667	638	66,524	40,394	64,498	68,624	67,843	40,394	65,165	69,262
Jumlah <i>Total</i>	1,621	101	667	2,286	107,624	79,489	98,635	137,738	109,245	79,589	99,302	140,024

Jenis Type	Dari dan melalui Singapura From and via Singapore				Terus Negeri Asing Direct Foreign				Jumlah Total			
	2022 ^P	2021	2020	2019	2022 ^P	2021	2020	2019	2022 ^P	2021	2020	2019
Getah Asap Berbunga <i>Ribbed Smoked Sheets</i>	2,222	8,160	6,770	924	106,612	80,552	29,801	46,210	108,834	88,712	36,571	47,134
Lateks Pekat <i>Latex Concentrate</i>	-	7	597	2	286,943	337,247	347,714	312,005	286,943	337,254	348,311	312,006
Getah Berpiawaian* <i>Standard Rubber</i>	3,102	262	318	1	140,643	165,251	192,548	226,200	143,745	165,513	192,865	226,202
Jenis-jenis lain <i>Other types</i>	6,345	12,048	18,511	7,538	619,723	603,773	625,635	489,819	626,068	615,822	644,146	497,358
Jumlah <i>Total</i>	11,669	20,478	26,195	8,465	1,153,921	1,186,823	1,195,697	1,074,235	1,165,590	1,207,301	1,221,893	1,082,700

 Nota/Notes : ^P Awalan / Provisional

* Piawaian getah secara teknikal setaraf dengan G.M.M. / Rubber by technical standard similar to S.M.R.

K.G.K / D.R.C - Kandungan Getah Kering / Dry Rubber Content

Jumlah berbeza disebabkan pembundaran / The total differs due to rounding

JADUAL 7 : IMPORT GETAH ASLI MENGIKUT NEGARA ASAL

Table 7: Imports of Natural Rubber by Country of Origin

Tan metrik K.G.K.

Tonnes D.R.C.

Negara Asal Country of Origin	Dari dan melalui Singapura From and via Singapore				Terus Negeri Asing Direct Foreign				Jumlah Total			
	2023		2022		2023		2022		2023		2022	
	Jan. ^P	Dis. ^P	Nov.	Jan.	Jan. ^P	Dis. ^P	Nov.	Jan.	Jan. ^P	Dis. ^P	Nov.	Jan.
Indonesia Rep.	-	-	-	-	-	-	-	168	-	-	-	168
Kemboja/Cambodia	-	-	-	-	-	-	-	-	-	-	-	-
India	-	-	-	-	105	-	-	286	105	-	-	286
Myanmar	605	-	-	1,648	7,943	6,465	1,751	14,382	8,548	6,465	1,751	16,030
Filipina/Philippines	-	-	-	-	7,352	10,991	8,773	19,208	7,352	10,991	8,773	19,208
Thailand	-	-	-	-	32,460	30,025	39,775	65,362	32,460	30,025	39,775	65,362
Viet Nam	-	-	-	-	1,098	1,325	1,181	1,578	1,098	1,325	1,181	1,578
Negara lain/Other countries	1,016	101	667	638	58,666	30,682	47,156	36,752	59,682	30,783	47,822	37,390
Jumlah Total	1,621	101	667	2,286	107,624	79,489	98,635	137,738	109,245	79,589	99,302	140,024

Negara Asal Country of Origin	Dari dan melalui Singapura From and via Singapore				Terus Negeri Asing Direct Foreign				Jumlah Total			
	2022 ^P	2021	2020	2019	2022 ^P	2021	2020	2019	2022 ^P	2021	2020	2019
Indonesia Rep.	2	0	-	22	2,115	6,782	19,365	4,679	2,117	6,782	19,365	4,701
Kemboja/Cambodia	-	-	-	-	874	1,277	1,840	9,531	874	1,277	1,840	9,531
India	-	10	-	-	4,263	7,361	3,147	6,735	4,263	7,372	3,147	6,735
Myanmar	3,188	6,900	6,730	902	76,591	74,604	21,350	36,759	79,779	81,504	28,080	37,661
Filipina/Philippines	-	-	-	200	145,090	156,806	130,140	110,874	145,090	156,806	130,140	111,074
Thailand	0	-	-	1	514,526	512,815	478,136	486,098	514,527	512,815	478,136	486,099
Viet Nam	-	-	-	-	10,258	9,024	14,390	42,392	10,258	9,024	14,390	42,392
Negara lain/Other countries	8,479	13,567	19,465	7,340	400,203	418,154	527,329	377,167	408,682	431,721	546,794	384,507
Jumlah Total	11,669	20,478	26,195	8,465	1,153,921	1,186,823	1,195,697	1,074,235	1,165,590	1,207,301	1,221,893	1,082,700

 Nota/Notes : ^P Awalan / Provisional

K.G.K / D.R.C - Kandungan Getah Kering / Dry Rubber Content

Jumlah berbeza disebabkan pembundaran / The total differs due to rounding

JADUAL 8: STOK GETAH ASLI PADA AKHIR BULAN MENGIKUT BANCII
Table 8: Stocks of Natural Rubber held at the end of the month by Census

 Tan metrik K.G.K.
 Tonnes D.R.C.

Banci Census	Pada akhir bulan <i>At the end of the month</i>	2023			2022		2021
		Jan. ^P	Dis.	Nov.	Jan.	Dis.	Nov.
Estet Getah <i>Rubber Estates</i>		265	239	211	397	345	326
Pemproses Getah <i>Rubber Processors</i>		176,458	183,092	175,141	289,346	261,793	247,887
Pengguna Getah <i>Rubber Consumers</i>		17,830	18,028	18,044	23,582	23,106	21,208
Jumlah <i>Total</i>		194,553	201,360	193,396	313,325	285,245	269,421

JADUAL 9 : PENGELUARAN DAN STOK LATEKS PEKAT
Table 9 : Production and Stocks of Concentrated Latex

 Tan metrik K.G.K.
 Tonnes D.R.C.

Tempoh <i>Period</i>	Pengeluaran <i>Production</i>	Stok pada akhir tempoh <i>Stocks at the end of period</i>
2022	31,789	17,278
2021	34,055	23,774
2020	34,453	24,788
2019	41,338	29,437
2023 Jan. ^P	2,731	17,503
2022 Dis.	2,198	17,278
Nov.	2,332	17,317
2022 Jan	3,927	24,268
2021 Dis.	3,784	23,774
Nov.	2,405	20,485

 Nota/Notes : ^P Awalan / Provisional

K.G.K / D.R.C - Kandungan Getah Kering / Dry Rubber Content

JADUAL 10 : PENGGUNAAN DOMESTIK GETAH ASLI MENGIKUT INDUSTRI

Table 10 : Domestic Consumption of Natural Rubber by Industry

Tan metrik K.G.K.
Tonnes D.R.C.

Tempoh Period	Keterangan Industri Industry Description	Industri tayar dan tiub Tyres and tubes industries	Membuat kasut getah Manufacture of rubber footwear	Membuat produk getah lain, t.k.m. Manufacture of other rubber products, n.e.c.							Semua industri pembuatan lain yang menggunakan getah asli All other manufacturing industries consuming natural rubber (a)	Jumlah Total	
				Campuran getah Rubber compound	Gelang getah Rubber bands	Kepingan- kepingan getah Rubber sheeting	Produk lateks Latex products			Produk getah lain Other rubber products			
							Sarung tangan getah Rubber gloves	Benang getah Rubber thread	Foam Foam				Produk lateks lain Other latex products
2022		31,314	415	1,574	2,025	6,907	312,314	36,877	4,446	14,099	7,890	8,735	426,594
2021		31,259	388	1,418	1,930	5,583	380,488	43,593	5,265	13,740	8,996	9,303	501,961
2020		32,640	346	1,690	1,866	4,162	401,566	40,029	5,948	13,113	9,322	8,050	518,732
2019		35,386	559	1,675	2,311	5,171	391,007	39,968	7,155	12,961	10,831	8,442	515,466
2023	Jan. ^P	2,334	52	158	174	465	19,327	2,879	356	1,075	668	301	27,789
2022	Dis.	2,003	54	121	171	481	19,980	2,893	376	1,271	535	703	28,589
	Nov.	1,923	25	127	176	511	19,938	3,084	370	1,336	676	244	28,410
2022	Jan.	2,949	20	126	138	632	32,329	4,227	433	1,174	724	637	43,390
2021	Dis.	3,057	42	114	160	545	31,285	4,114	421	1,157	745	977	42,618
	Nov.	3,058	19	163	164	580	31,564	4,459	499	1,211	880	721	43,317

Nota/Notes : ^P Awalan / Provisional

K.G.K / D.R.C - Kandungan Getah Kering / Dry Rubber Content

- (a) Semua industri pembuatan lain yang menggunakan getah asli mengikut keterangan industri termasuk industri membuat tali-temali, tali dan pinal, membuat keluaran pulpa, kertas dan kertas tebal, t.k.m., membuat keluaran-keluaran kimia, t.k.m., membuat keluaran-keluaran plastik, t.k.m., bengkel-bengkel, kabel dan dawai, membuat bahagian pengganti kereta motor dan kelengkapannya, membuat dan memasang basikal, basikal roda tiga dan beca.

All other manufacturing industries consuming natural rubber according to industry description includes cordage, rope and twine industries, manufacture of pulp, paper and paperboard articles, n.e.c., manufacture of chemical products, n.e.c., manufacture of plastic products, n.e.c., foundries, cables and wires, manufacture of motor vehicle parts and accessories, manufacture and assembly of bicycles, tricycles and trishaws.

JADUAL 11: HARGA PURATA BULANAN BAGI GETAH ASLI
Table 11 : Average Monthly Price of Natural Rubber
Sen/Kg

Tempoh Period	Harga di ladang Farmgate price		Sebut Harga pada waktu tengah hari - "F.O.B."** Noon Quotations - F.O.B.							
	Susu Getah Cair Field Latex	Sekerap Scrap	Lateks Pekat* Latex Concentrate	Getah Mutu Malaysia (1 - Pallet tan metrik) Standard Malaysian Rubber (1 - Tonne pallet)						
				G.M.M. CV S.M.R. CV	G.M.M. L S.M.R. L	G.M.M. 5 S.M.R. 5	G.M.M. GP S.M.R. GP	G.M.M. 10 S.M.R. 10	G.M.M. 20 S.M.R. 20	
2022	625.64	539.69	566.93	964.87	954.87	681.58	678.58	671.58	669.58	
2021	633.10	555.11	563.86	959.76	949.76	699.94	696.94	689.94	687.94	
2020	521.11	406.99	491.01	838.34	828.34	560.03	557.03	550.03	548.03	
2019	478.84	436.50	452.63	822.95	808.09	589.68	586.68	579.68	577.68	
2023	Jan.	503.69	463.84	502.05	856.76	846.76	608.18	605.18	598.18	596.18
2022	Dis.	482.17	461.20	470.21	803.69	793.69	597.81	594.81	587.81	585.81
	Nov.	505.29	443.36	472.58	807.60	797.60	591.53	588.53	581.53	579.53
2022	Jan.	627.71	603.05	572.08	973.47	963.47	746.05	743.05	736.05	734.05
2021	Dis.	610.88	584.07	539.45	919.07	909.07	725.00	722.00	715.00	713.00
	Nov.	608.54	586.10	553.64	942.74	932.74	733.88	730.88	723.88	721.88

Nota/Notes : * 60% Kandungan Getah Kering (K.G.K) / 60% Dry Rubber Content (D.R.C.)

** F.O.B. - Free On Board

Punca: Lembaga Getah Malaysia (LGM)

Source: Malaysian Rubber Board (MRB)

JADUAL 12 : GUNA TENAGA DAN GAJI & UPAH DIBAYAR MENGIKUT KATEGORI PEKERJA DI ESTET GETAH
Table 12 : Employment and Salaries & Wages Paid in Rubber Estates by Category of Workers

Seperti pada akhir tempoh <i>As at end of period</i>	Pekerja bergaji dan Gaji & Upah <i>Employees and Salaries & Wages</i>												
	Pekerja diambil secara langsung <i>Employees directly employed</i>						Pekerja diambil secara kontrak <i>Employees on contract basis</i>				Jumlah <i>Total</i>		
	Kakitangan Pentadbiran <i>Administrative Staff</i>		Pekerja Estet <i>Estate Workers</i>		Pekerja Kilang <i>Factory Workers</i>		Pekerja Estet <i>Estate Workers</i>		Pekerja Kilang <i>Factory Workers</i>				
	Bilangan pekerja <i>Number of workers</i>	Gaji & Upah Salaries & Wages <i>(RM'000)</i>	Bilangan pekerja <i>Number of workers</i>	Gaji & Upah Salaries & Wages <i>(RM'000)</i>	Bilangan pekerja <i>Number of workers</i>	Gaji & Upah Salaries & Wages <i>(RM'000)</i>	Bilangan pekerja <i>Number of workers</i>	Gaji & Upah Salaries & Wages <i>(RM'000)</i>	Bilangan pekerja <i>Number of workers</i>	Gaji & Upah Salaries & Wages <i>(RM'000)</i>	Bilangan pekerja <i>Number of workers</i>	Gaji & Upah Salaries & Wages <i>(RM'000)</i>	
2022	Dis.	1,839	5,356	4,897	9,807	-	-	2,244	3,817	-	-	8,980	18,981
2021	Dis.	1,639	4,612	4,790	8,926	-	-	1,557	2,280	-	-	7,986	15,819
2020	Dis.	1,723	4,484	5,954	10,719	48	101	2,003	3,030	-	-	9,728	18,334
2019	Dis.	1,904	4,820	6,967	12,227	64	127	2,124	3,540	-	-	11,059	20,714
2023	Jan. ^P	1,940	5,415	5,415	8,695	-	-	2,563	4,068	-	-	9,918	18,179
2022	Dis.	1,839	5,356	4,897	9,807	-	-	2,244	3,817	-	-	8,980	18,981
	Nov.	1,854	5,002	4,606	7,092	-	-	2,399	3,892	-	-	8,859	15,985
2022	Jan.	1,807	4,806	4,906	7,831	-	-	1,853	3,173	-	-	8,566	15,810
2021	Dis.	1,639	4,612	4,790	8,926	-	-	1,557	2,280	-	-	7,986	15,819
	Nov.	1,643	4,399	4,867	6,858	-	-	1,599	2,285	-	-	8,109	13,542

 Nota/Notes : ^P Awalan / Provisional

JADUAL 13 : PRODUKTIVITI PENGELUARAN DAN PENOREH BAGI ESTET GETAH

Table 13 : Productivity of Production and Tappers in Rubber Estates

Tempoh Period	Bilangan pekerja pada akhir tempoh Number of workers at end of period			Gaji & Upah (RM '000) Salaries & Wages			Keluasan ditanam pada akhir tempoh Planted area at end of period (Hektar) (Hectare)	Pengeluaran Production (Kg K.G.K) (Kg D.R.C)	Keluasan ditoreh pada akhir tempoh Tapped area at end of period (Hektar) (Hectare)	Purata bil. hari menoreh Average number of tapping days	Produktiviti pengeluaran Productivity of production (Kg/Hek) (Kg/Ha)	Produktiviti penoreh (sehari) Productivity of tappers (per day)				
	Pekerja Estet Estate Workers	Lain-Lain Others	Jumlah Total	Pekerja Estet Estate Workers	Lain-Lain Others	Jumlah Total						(RM)	(Kg K.G.K) (Kg D.R.C.)			
	Penoreh Tappers	Pekerja Ladang Field Workers		Penoreh Tappers	Pekerja Ladang Field Workers											
2022	4,519	2,622	1,847	8,988	77,589	52,412	60,469	190,470	107,640	47,387,068	52,973	229	894.6	74.8	45.7	
2021	4,232	2,115	1,647	7,994	75,305	40,753	49,996	166,054	85,617	45,347,184	43,143	246	1,051.1	72.5	43.6	
2020	5,455	2,502	1,779	9,736	90,759	44,881	51,627	187,267	91,013	56,420,718	43,234	253	1,305.0	65.8	40.9	
2019	5,994	3,097	1,976	11,067	100,256	52,710	56,452	209,418	95,354	61,227,315	43,533	260	1,406.5	64.4	39.3	
2023	Jan. ^P	4,988	2,990	1,948	9,926	7,585	5,178	5,415	18,179	112,615	4,661,291	56,598	18	82.4	84.6	52.0
2022	Dis.	4,519	2,622	1,847	8,988	7,681	5,943	5,356	18,981	107,640	4,088,110	52,973	17	77.2	97.7	52.0
	Nov.	4,504	2,501	1,862	8,867	6,258	4,725	5,002	15,985	107,641	3,593,452	52,808	18	68.0	79.3	45.6
2022	Jan.	4,520	2,239	1,815	8,574	7,069	3,935	4,806	15,810	100,584	5,416,238	51,579	21	105.0	74.3	56.9
2021	Dis.	4,232	2,115	1,647	7,994	7,252	3,955	4,612	15,819	85,617	3,774,769	43,143	20	87.5	85.6	44.6
	Nov.	4,312	2,154	1,651	8,117	5,654	3,489	4,399	13,542	86,101	3,220,597	42,644	19	75.5	70.7	40.2

Nota/Notes : ^P Awalan / Provisional
K.G.K / D.R.C - Kandungan Getah Kering / Dry Rubber Content

JADUAL 14 : PENGELUARAN, KELUASAN DITOREH DAN PURATA BILANGAN HARI MENOREH BAGI ESTET GETAH MENGIKUT NEGERI
Table 14 : Production, Tapped Area and Average Number of Tapping Days in Rubber Estates by State

Negeri State (a)	Bilangan estet Number of estates	Pengeluaran Production Tan metrik K.G.K. Tonnes D.R.C.			Keluasan ditoreh pada akhir tempoh Tapped area at end of period Hektar Hectare			Purata bilangan hari menoreh Average number of tapping days		
		2023		2022	2023		2022	2023		2022
		Jan. ^P	Dis.	Nov.	Jan. ^P	Dis.	Nov.	Jan. ^P	Dis.	Nov.
Johor	15	369	378	305	4,381	4,375	4,375	21	21	20
Kedah & Perlis	35	768	711	564	9,567	9,473	9,561	20	19	17
Kelantan & Terengganu	55	1,533	1,172	1,218	18,622	16,478	16,692	16	14	17
Melaka & Negeri Sembilan	14	200	189	136	4,540	4,464	4,464	19	20	20
Pahang	18	778	659	469	8,473	7,108	7,223	18	17	16
Perak	16	662	411	419	2,639	2,630	2,630	17	18	16
Selangor	9	153	135	91	2,932	2,932	2,350	19	17	21
Sabah & Sarawak	7	198	434	392	5,444	5,513	5,513	21	20	20
Jumlah Total	169	4,661	4,088	3,593	56,598	52,973	52,808	18	17	18

 Nota/Notes : ^P Awalan / Provisional

(a) Tiada estet direkodkan bagi negeri Pulau Pinang / No estates were recorded in Pulau Pinang.

K.G.K / D.R.C - Kandungan Getah Kering / Dry Rubber Content



NOTA TEKNIKAL

TECHNICAL NOTES

NOTA TEKNIKAL

1. Pendahuluan

Penerbitan ini memuatkan perangkaan utama getah asli yang diperoleh daripada Banci Estet Getah (RE), Banci Pemproses Getah (RP) dan Banci Pengguna Getah (RC) yang dilaksanakan setiap bulan.

2. Objektif

Objektif utama penerbitan ini adalah untuk memaparkan perangkaan getah asli berkaitan pengeluaran, import, eksport, penggunaan domestik dan stok. Di samping itu, data harga, bilangan pekerja, gaji & upah dan produktiviti di estet getah turut dimuatkan. Perangkaan ini akan membantu dalam perancangan dan penggubalan dasar serta pembuat keputusan bagi industri berasaskan getah.

3. Kuasa perundangan

Banci ini dilaksanakan di bawah Akta Perangkaan 1965 (Disemak 1989). Seksyen 5 di bawah Akta ini menghendaki mana-mana pertubuhan yang beroperasi di Malaysia untuk memberikan maklumat sebenar atau anggaran terbaik kepada Jabatan. Mengikut Akta ini, kandungan soal selidik yang diterima adalah sulit dan hanya angka agregat diterbitkan. Sementara itu, Seksyen 7 di bawah Akta yang sama memperuntukkan denda kepada responden yang gagal memberi kerjasama kepada banci yang dijalankan.

4. Skop dan liputan

Banci ini meliputi semua estet getah, kilang pemproses getah dan kilang pengguna getah di Malaysia yang berdaftar dengan Suruhanjaya Syarikat Malaysia (SSM), Lembaga Getah Malaysia (LGM) dan Pihak Berkuasa Kemajuan Pekebun Kecil Perusahaan Getah (RISDA).

Banci RE meliputi industri penanaman pokok getah (estet). Industri peringkat 5 digit (01291) ini dikelaskan mengikut Piawaian Klasifikasi Industri Malaysia (MSIC) 2008. Banci RP meliputi kilang-kilang yang memproses getah asli mentah untuk menjadi produk separa siap (Contoh: Getah Mutu Malaysia (G.M.M.), susu getah pekat, dsb.). Manakala banci RC meliputi kilang-kilang yang menggunakan getah asli mentah/produk separuh siap dan diproses menjadi produk siap (Contoh: tayar, sarung tangan getah dsb.).

5. Rangka (sumber)

Rangka banci getah dikemas kini setiap tahun untuk mengambil kira pertumbuhan baru dan sebarang perubahan yang berlaku kepada pertumbuhan seperti tutup, tidak beroperasi, perubahan jenis aktiviti, lokasi kilang atau alamat pos.

6. Metodologi

Banci ini dilaksanakan secara meluas menggunakan borang soal selidik RE, RP dan RC. Responden diberi tempoh satu bulan untuk melengkap dan mengembalikan borang soal selidik tersebut kepada Jabatan ini. Kerja luar dijalankan untuk mendapatkan borang lengkap daripada pertumbuhan yang tidak respons.

7. Konsep dan definisi

Konsep dan definisi yang digunakan adalah berasaskan kepada syor-syor Pejabat Perangkaan Pertumbuhan Bangsa-Bangsa Bersatu¹ dan *The Association of Natural Rubber Producing Countries (ANRPC)*. Konsep berkenaan mengikut amalan yang sudah diterima pakai bagi memudahkan perbandingan data dibuat di peringkat antarabangsa.

8. Takrif industri getah

Estet getah

- (i) Semua kawasan, bersambungan atau berpecah-pecah dengan keluasan tidak kurang daripada 40.47 hektar (100 ekar), ditanam dengan getah atau di mana penanaman getah dibenarkan dan di bawah satu hak milik yang sah; atau
- (ii) Mana-mana keluasan tanaman getah yang telah wujud dalam estet kelapa, koko atau kelapa sawit.

Kebun kecil getah

Meliputi semua kawasan, bersambungan atau berpecah-pecah, berjumlah kurang daripada 40.47 hektar (100 ekar), ditanam dengan getah atau di mana penanaman getah dibenarkan dan di bawah satu hak milik yang sah. Kebun kecil getah terdiri daripada tersusun dan tidak tersusun. Kebun kecil yang tersusun meliputi kawasan di bawah rancangan kerajaan seperti berikut:-

- (i) Lembaga Kemajuan Tanah Persekutuan (FELDA);
- (ii) Pihak Berkuasa Kemajuan Pekebun Kecil Perusahaan Getah (RISDA);
- (iii) Lembaga Penyatuan dan Pemulihan Tanah Negara (FELCRA);
- (iv) Rancangan tanah Kerajaan Persekutuan yang lain; dan
- (v) Rancangan tanah Kerajaan Negeri.

¹ *International Recommendations for Industrial Statistics, United Nations' Statistical Office, Statistical Papers, Series, M No. 90, United Nations, New York, 2009.*

Keluasan ditanam

Keluasan bertanam dengan getah (matang dan/atau belum matang) dan tidak terbiar selama-lamanya.

Keluasan ditoreh

Keluasan di bawah getah matang yang telah ditoreh termasuk kawasan yang "direhatkan" di bawah sistem giliran torehan.

Pengeluaran

Pengeluaran getah asli merujuk kepada kandungan getah kering (KGK) bagi susu getah cair, getah keping dan skrap (getah buku dan getah kulit) yang dihasilkan oleh estet dan pekebun kecil. Data ini dikumpul dari data pembelian getah mentah oleh kilang pemproses (RP).

Hasil

Hasil diperoleh dengan membahagikan jumlah pengeluaran dengan purata luas hektar yang ditoreh pada bulan rujukan.

Data import dan eksport dikumpul oleh Jabatan daripada borang pengikraran import dan eksport yang diperoleh daripada Jabatan Kastam Diraja Malaysia dan Lembaga-Lembaga Zon Bebas. Angka perdagangan luar negeri Malaysia tidak termasuk perdagangan antara kawasan iaitu antara Semenanjung Malaysia, Sabah dan Sarawak.

9. Import dan Eksport

Import

Sesuatu barang yang dibawa masuk ke dalam negara, sama ada secara terus atau disimpan di gudang-gudang yang dikawal. Barang-barang tersebut adalah sama ada untuk kegunaan sendiri, diproses, digunakan dalam perkilangan ataupun untuk dieksport semula ke negara lain. Pengkelasan import ini diistilahkan juga sebagai 'import umum'. Di dalam laporan ini, import dikelaskan mengikut negara asal barang tersebut, iaitu negara di mana barang berkenaan terakhir dibuat sebelum ianya diimportkan ke dalam kawasan pendaftaran.

Eksport

Sesuatu barang (keluaran atau buatan tempatan atau diimport untuk dieksport semula) yang dibawa keluar dari negara. Di dalam laporan ini, eksport dikelaskan mengikut negara dituju, iaitu negara di mana barang-barang berkenaan dijangka akan digunakan, sejauh mana ia boleh ditentukan pada masa ianya dieksport. Bagi barang yang dihantar berdasarkan "*Optional bill of lading*", pelabuhan pertama yang diikrarkan dianggap sebagai negara yang dituju. Sekiranya maklumat negara yang dituju bagi barang-barang yang dieksport melalui Singapura tidak diketahui/diperoleh, eksport sedemikian diambilkira sebagai eksport ke Singapura, iaitu di bawah kategori yang sama seperti barang-barang yang digunakan di Singapura. Eksport termasuk eksport semula. Pengkelasan eksport ini diistilahkan juga sebagai 'eksport umum'. Data import dan eksport hanya meliputi kod getah asli di bawah HS4001.10.000 hingga HS4001.29.999.

10. Penggunaan domestik

Ia merujuk kepada penggunaan domestik getah asli seperti Getah Asap Berbunga (G.A.B.), susu getah pekat, Getah Mutu Malaysia (G.M.M.) dan sebagainya oleh pertubuhan pembuatan di Malaysia untuk mengeluarkan barangan seperti tayar dan tiub, kasut getah, sarung tangan getah, gelang getah, getah campuran dan lain-lain. Ianya tidak termasuk getah campuran & tebus guna getah dan getah sintetik.

11. Stok

Ia adalah stok getah yang dimiliki oleh sesebuah pertubuhan tidak kira di mana stok tersebut ditempatkan iaitu sama ada di dalam atau di luar kilang. Ia termasuk stok getah yang belum/sedang/telah diproses. Stok dilaporkan pada awal dan akhir bulan.

12. Harga

Harga purata pembeli waktu tengah hari bagi getah "F.O.B." di Kuala Lumpur. Data ini diperoleh daripada Lembaga Getah Malaysia (LGM).

13. Hak milik

Hak milik sesebuah pertubuhan dikelaskan mengikut taraf residen pemilik/pemilik-pemilik modal berbayar yang terbesar (melebihi 50 peratus) dan bukannya mengikut taraf kerakyatan mereka.

- (i) Residen Malaysia ialah individu, syarikat atau organisasi lain yang lazimnya terletak di Malaysia untuk jangka masa sekurang-kurangnya satu tahun. Cawangan dan anak syarikat asing yang didaftarkan/diperbadankan di Malaysia adalah dianggap sebagai pemastautin Malaysia.
- (ii) Bukan residen Malaysia ialah individu, syarikat atau organisasi lain yang lazimnya terletak di negara selain Malaysia. Cawangan dan anak syarikat milik residen Malaysia di luar negeri juga dianggap sebagai bukan residen Malaysia.
- (iii) Hak milik bersama ialah residen Malaysia atau bukan residen Malaysia memegang jumlah saham yang sama banyak dalam perniagaan berkenaan.

14. Guna tenaga

Jumlah pekerja

Bilangan orang yang bekerja pada bulan Disember atau pada tempoh pembayaran gaji terakhir bagi bulan rujukan.

Gaji & upah dibayar

Pembayaran tunai, termasuk bonus yang dibayar komisen, bayaran lebih masa, elaun kos sara hidup dan elaun-elaun lain yang dibayar kepada semua pekerja bergaji dalam tempoh tahun rujukan. Sementara caruman pekerja kepada Kumpulan Wang Simpanan Pekerja (KWSP) dan Pertubuhan Keselamatan Sosial (PERKESO) turut dimasukkan, caruman oleh majikan dikecualikan. Elaun kepada pemilik yang bekerja, rakan niaga yang bekerja dan pekerja keluarga tidak bergaji juga dikecualikan.

15. Pembundaran

Jumlah bagi komponen mungkin berbeza dengan jumlah besar dalam jadual penerbitan disebabkan oleh pembundaran angka.

16. Nota dan simbol

K.G.K	Kandungan Getah Kering
RM	Ringgit Malaysia
Kg/Hek	Kilogram sehektar
-	Tiada data

TECHINICAL NOTES

1. Introduction

This publication provides principal statistics of Natural Rubber information on rubber obtained from the Census of Rubber Estates (RE), Census of Rubber Processors (RP) and Census of Rubber Consumers (RC) were conducted every month.

2. Objective

The main objective of this report is to provide statistics on rubber with regards to production, imports, exports, domestic consumption and stocks. In addition, data of prices, number of employees, salaries & wages and productivity in rubber estates are also included. These statistics will assist the government in development planning, policy making and decision-makers of rubber based industries.

3. Legal authority

The survey was conducted under the provisions of the Statistics Act, 1965 (Revised 1989). Section 5 of this Act requires all establishments operating in Malaysia to provide actual information or best estimates to the Department. The Act stipulates that the contents of the individual returns received are confidential and only aggregated figures are published. Meanwhile, Section 7 under the same Act provides the penalty to the respondents that could not comply with the survey undertaken.

4. Scope and coverage

The census covered all rubber estates, rubber processor factories and rubber consumer factories in Malaysia registered with the Companies Commission of Malaysia (SSM), Malaysian Rubber Board (MRB) and Rubber Industry Smallholders Development Authority (RISDA).

The census of RE covered growing of rubber trees (estates). This industrial 5-digit level (01291) is classified under the Malaysia Standard Industrial Classification (MSIC) 2008. Census of RP covered the factories processing raw natural rubber into semi-finished products (Example: Standard Malaysian Rubber (S.M.R.), Latex Concentrate (LC) etc.). Whereas census of RC covered to factories consuming raw natural rubber/semi-finished products and processed into finished products (Example: tyres, gloves etc.).

5. Frame (source)

The frame (source) of rubber censuses are updated annually to take into account new establishments and to record any changes in the status of the establishments such as closed down, not operation, change in activities and location or postal addresses.

6. Methodology

The census was primarily conducted through mail enquiry using RE, RP and RC questionnaire. Respondents were given one month to complete and return the questionnaire to the Department. Field enumeration was then carried out to collect the complete questionnaire from the establishments that did not respond.

7. Concepts and definitions

Concepts and definitions used are based on the recommendations of the United Nations' Statistical Office¹ and The Association of Natural Rubber Producing Countries (ANRPC). These concepts adhere to accepted practices, thereby facilitating international comparability of data.

8. Definition of rubber industry

Rubber estate

- (i) All areas, contiguous or non-contiguous, aggregating not less than 40.47 hectares (100 acres), planted with rubber or on which the planting of rubber is permitted and is under a single legal ownership; or*
- (ii) Any area planted with rubber in a coconut, cocoa or oil palm estate.*

Rubber smallholding

It is defined as all areas, contiguous or non-contiguous, aggregating less than 40.47 hectares (100 acres), planted with rubber or on which the planting of rubber is permitted and is under a single legal ownership. Smallholdings can be organized or unorganized. Organized smallholdings include those under various government schemes such as follows :-

- (i) Federal Land Development Authority (FELDA);*
- (ii) Rubber Industry Smallholders Development Authority (RISDA);*
- (iii) Federal Land Consolidation and Rehabilitation Authority (FELCRA);*
- (iv) Other Federal Government land schemes; and*
- (v) State Government land schemes.*

¹ *International Recommendations for Industrial Statistics, United Nations' Statistical Office, Statistical Papers, Series, M No. 90, United Nations, New York, 2009.*

Planted area

The area planted with rubber (mature and/or immature) and which has not been abandoned permanently.

Tapped area

The area under mature rubber that has been tapped including areas "rested" under rotational systems.

Production

Production of natural rubber refers to the dry rubber content (DRC) of field latex, rubber sheets and scrap (lump and bark) produced by estates and smallholders. This data is collected from the purchasing data of raw rubber processor factories.

Yield

The yield is derived by dividing the total production by the average hectareage tapped during the reference month.

The data on imports and exports are compiled by the Department of Statistics from declaration forms sourced from the Malaysian Royal Customs Department and Free Zone Authorities. External trade data for Malaysia do not include inter-regional trade between Peninsular Malaysia, Sabah and Sarawak.

9. Imports and Exports

Import

Goods are brought into the country either directly or into bonded warehouses, whether or not such goods are for consumption, to be processed, used in manufacturing or for subsequent re-exports to other countries. This categorization of imports is also termed as 'general imports'. In this report, imports are classified according to the country of origin of the goods, that is, the country where the goods are given the final form before they are imported into the registration area.

Exports

Goods (locally produced or manufactured or imported for subsequent re-exports) taken out of the country. In this report, exports are classified according to the country of destination, that is, the country where it is expected that the goods will be consumed insofar as this can be ascertained at the time of export. In the case of goods shipped on an "Optional bill of lading", the country of destination refers to that of the first port declared. If the information regarding the country of destination of goods exported via Singapore is not known/available, such exports are included under the value of exports to Singapore that is, under the same category as goods consumed in Singapore. Exports include re-exports. This categorization of exports is also termed as 'general exports'. Data of imports and exports only covers natural rubber codes under HS4001.10.000 to HS4001.29.999.

- 10. Domestic consumption** *This refers to the usage of natural rubber such as latex concentrate, Ribbed Smoked Sheet (R.S.S.), Standard Malaysian Rubber (S.M.R.), etc. by manufacturing establishments in Malaysia to produce products such as tyres and tubes, rubber footwear, rubber gloves, rubber bands and others. Excluding rubber compound & reclaimed rubber and synthetics rubber.*
- 11. Stocks** *This refers to stocks of rubber owned by establishments regardless where it is located i.e. inside or outside the factory. They include stocks of unprocessed/in process/processed rubber. Stocks are reported as at the beginning and the end of the month.*
- 12. Prices** *Average buyers' mid-day prices for rubber "F.O.B." in Kuala Lumpur. Data on prices are obtained from Malaysian Rubber Board (MRB).*
- 13. Ownership** *The ownership of an establishment is classified by the residential status of the owner(s) of the majority (more than 50 per cent) of the paid-up capital and not by their citizenship status.*
- 14. Employment**
- (i) *Malaysian resident is any individual, company or other organization ordinarily domiciled in Malaysia for a period of at least one year. Malaysian registered branches and incorporated subsidiaries of foreign based/origins are also regarded as residents.*

(ii) *Non-Malaysian resident is any individual, company or other organization ordinarily domiciled in a country other than Malaysia. Foreign branches and/or subsidiaries abroad owned by residents are also regarded as non-residents.*

(iii) *Joint-Ownership is any Malaysian residents and Non-Malaysian residents held equal shares in the business.*

Total number of persons engaged

Number of persons working during December or the last pay period of the reference month.

Salaries & wages paid

Salaries & wages paid refer to cash payments, including bonuses, paid commissions, overtime wages, cost of living and allowances made to all employees during the reference year. While the employees' contributions to Employees' Provident Fund (EPF) and Social Security Organisation (SOCSO) is included. The employer's contributions are excluded. Allowances to working proprietor, working partners and unpaid family worker are also not included.

15. Rounding

The sum of the components may not add up to the totals in the tables presented in this publication due to rounding.

16. Notes and symbols

<i>D.R.C</i>	<i>Dry Rubber Content</i>
<i>RM</i>	<i>Ringgit Malaysia</i>
<i>Kg/Ha</i>	<i>Kilogram per hectare</i>
<i>-</i>	<i>Nil</i>

