

MEDIA STATEMENT



MINISTRY OF ECONOMY
DEPARTMENT OF STATISTICS MALAYSIA

Block C6 & C7, Complex C,
Federal Government Administrative Centre, Precinct 1,
62514, Federal Territory Putrajaya
Telephone no. : 03 - 8090 4681

PERFORMANCE OF WHOLESALE & RETAIL TRADE, MALAYSIA, JUNE 2025

***Steady growth in Wholesale & retail trade at 4.8 per cent with
RM153.0 billion sales in June 2025***

PUTRAJAYA, AUGUST 8, 2025 – The Department of Statistics Malaysia (DOSM) today released the **PERFORMANCE OF WHOLESALE & RETAIL TRADE, JUNE 2025** report. Wholesale & retail trade recorded total sales of RM153.0 billion in June, marking a year-on-year growth of 4.8 per cent.

In an official statement, Chief Statistician Malaysia, Dato' Sri Dr. Mohd Uzir Mahidin, reported that sales in the Wholesale & retail trade sector rose in June 2025, primarily supported by the performance of the Retail and Wholesale trade sub-sectors. The Retail trade sub-sector recorded RM67.5 billion in sales, registering a year-on-year increase of 5.4 per cent, while the Wholesale trade sub-sector posted RM68.3 billion, up by 5.2 per cent. The steady expansion across these sub-sectors reflects continued domestic consumption activity, further supported by festive celebration such as Aidiladha and mid-year school holidays. Meanwhile, the Motor vehicles sub-sector recorded RM17.1 billion in sales, a modest increase of RM0.1 billion or 0.7 per cent year-on-year.

Complementing the growth in trade activities, Malaysia continued to record notable increases in digital payment transactions in June 2025. E-money transactions jumped by 71.3 per cent year-on-year, reaching RM21.7 billion, reflecting the widespread adoption of cashless micro-payments. Real-time Retail Payments Platform (RPP) transactions totalled RM277.2 billion, highlighting the expanding preference for fast and seamless fund transfers. Financial Process Exchange (FPX) transactions rose by 11.4 per cent to RM31.2 billion, supported by higher online banking usage. Meanwhile, credit card spending remained steady at RM18.1 billion, while debit card transactions grew by 3.9 per cent to RM13.2 billion. These developments point to the increasing integration of digital payment solutions into everyday transactions, driven by consumer expectations for speed and ease of use in an increasingly digital economy.

According to the Chief Statistician, Retail sales in non-specialised stores recorded a year-on-year 5.7 per cent increase year-on-year, reaching RM26.2 billion. This growth was primarily driven by higher sales in the supermarkets, mini markets, as well as convenience stores. Retail sales in specialised stores also posted a positive performance, expanding by 5.9 per cent to RM14.3 billion. This was attributed to increased sales of cosmetics, clothing, jewellery, and optical goods. Retail sales of automotive fuel increased by 6.0 per cent year-on-year to RM6.2 billion. In addition, Retail sales of household goods and food, beverages & tobacco rose by 3.8 per cent and 6.5 per cent, respectively.

Elaborating on the performance of the Wholesale trade sub-sector, Dato' Sri Dr. Mohd. Uzir Mahidin highlighted that Wholesale of food, beverages & tobacco recorded a year-on-year increase of 6.7 per cent, reaching RM13.9 billion. This growth was primarily driven by higher sales of wholesale of meat, poultry, eggs, rice, grains, flours, sugars, and bakery products. Wholesale of household

goods also recorded strong growth, expanding by 5.3 per cent to RM14.4 billion. The increase was supported by higher sales electrical & electronic goods as well as clothing, furnitures and lighting equipment. In addition, Wholesale of agricultural raw materials & live animals contributed to the sub-sector's overall performance, registering a double digit growth of 12.2 per cent increase to RM6.6 billion mainly supported by increased sales of palm oil, lumber, and timber. Meanwhile, Other specialised wholesale trade posted a year-on-year growth of 2.8 per cent, amounting to RM24.8 billion.

During the same period, the Motor vehicles sub-sector recorded a year-on-year increase in several groups. Sales of motor vehicle parts and accessories rose by 3.0 per cent to RM5.2 billion, followed by a 4.8 per cent growth in Maintenance and repair of motor vehicles, which reached RM2.8 billion. Sales, maintenance, and repair of motorcycles also registered a 7.1 per cent increase, amounting to RM1.2 billion. However, sales of motor vehicles saw a decline on a month-on-month basis, from RM9.9 billion in May to RM8.0 billion in June 2025. This softening trend was also reflected in motorcar registrations reported by the Road Transport Department (JPJ), which recorded 58,115 units in June compared to 73,569 units in the previous month.

Online retail sales index in June continued to grow, with the index registering a 5.1 per cent increase compared to the same month last year. On a month-on-month basis and after seasonal adjustment, the index rose by 1.4 per cent, reflecting a pick-up in consumer activity through digital platforms.

In terms of volume index, Wholesale & retail trade recorded a year-on-year increase of 4.4 per cent. This growth was mainly driven by the Wholesale trade sub-sector, which rose by 6.1 per cent, followed by Retail trade with a 4.1 per cent

increase. However, the Motor vehicles sub-sector recorded a negative growth of -0.6 per cent in this month. In terms of seasonal adjustment, the volume index inched up 0.5 per cent month-on-month compared to May 2025.

ASEAN-Malaysia 2025 Chairmanship: The Department of Statistics Malaysia (DOSM) will chair the 15th ASEAN Community Statistical System Committee (ACSS15) which aims to strengthen the statistical cooperation towards sustainable regional development.

Malaysia, for the first time, ranked as number one (1) globally in the biennial Open Data Inventory (ODIN) 2024/25 report released by Open Data Watch (ODW), surpassing 197 other countries. This achievement marks a significant leap from its 67th position in the ODIN 2022/23 assessment.

The Government of Malaysia has declared October 20th as National Statistics Day (MyStats Day), with the theme 'Statistics is the Essence of Life'. Meanwhile, the Fourth World Statistics Day will be celebrated on 20th October 2025, with the theme 'Driving Change with Quality Statistics and Data for Everyone'.

OpenDOSM NextGen is a medium that provides data catalogue and visualisations to facilitate users' analysis and can be accessed through <https://open.dosm.gov.my>.

Chart 1: Sales Value of Wholesale & Retail Trade

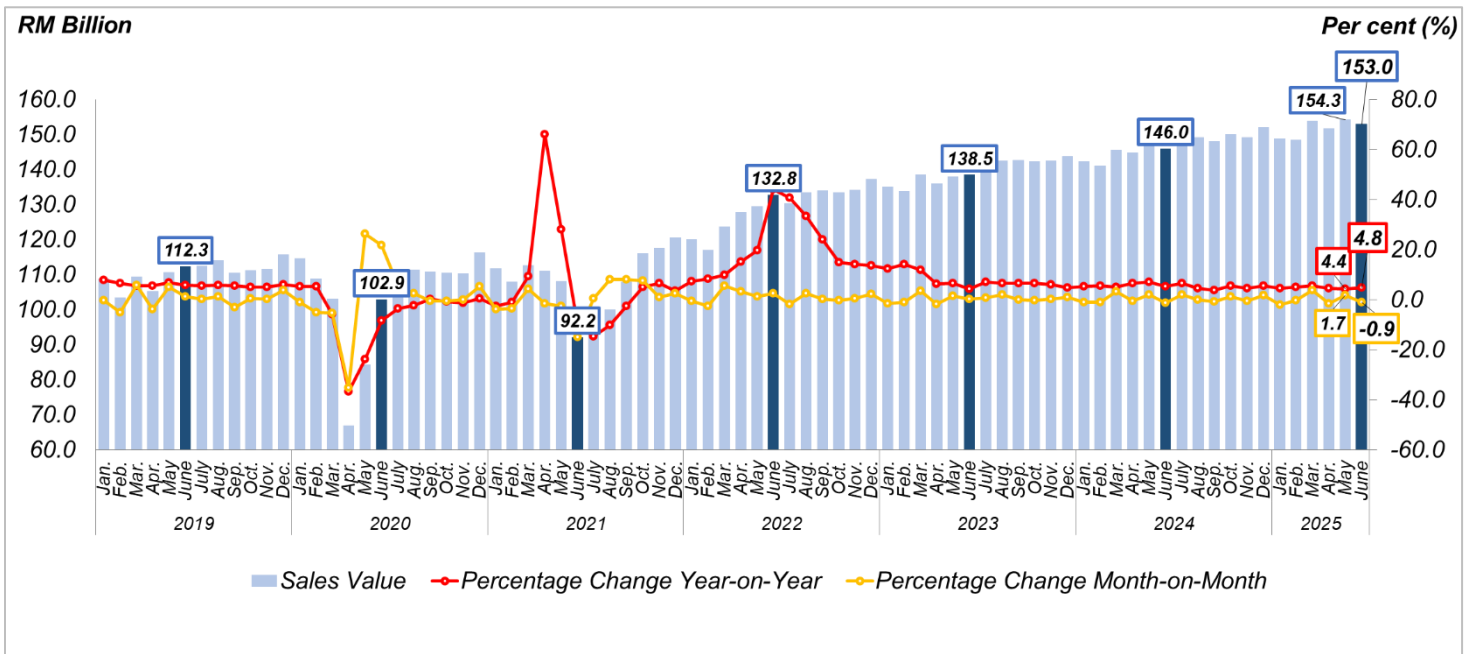


Chart 2: Sales Value of Wholesale Trade

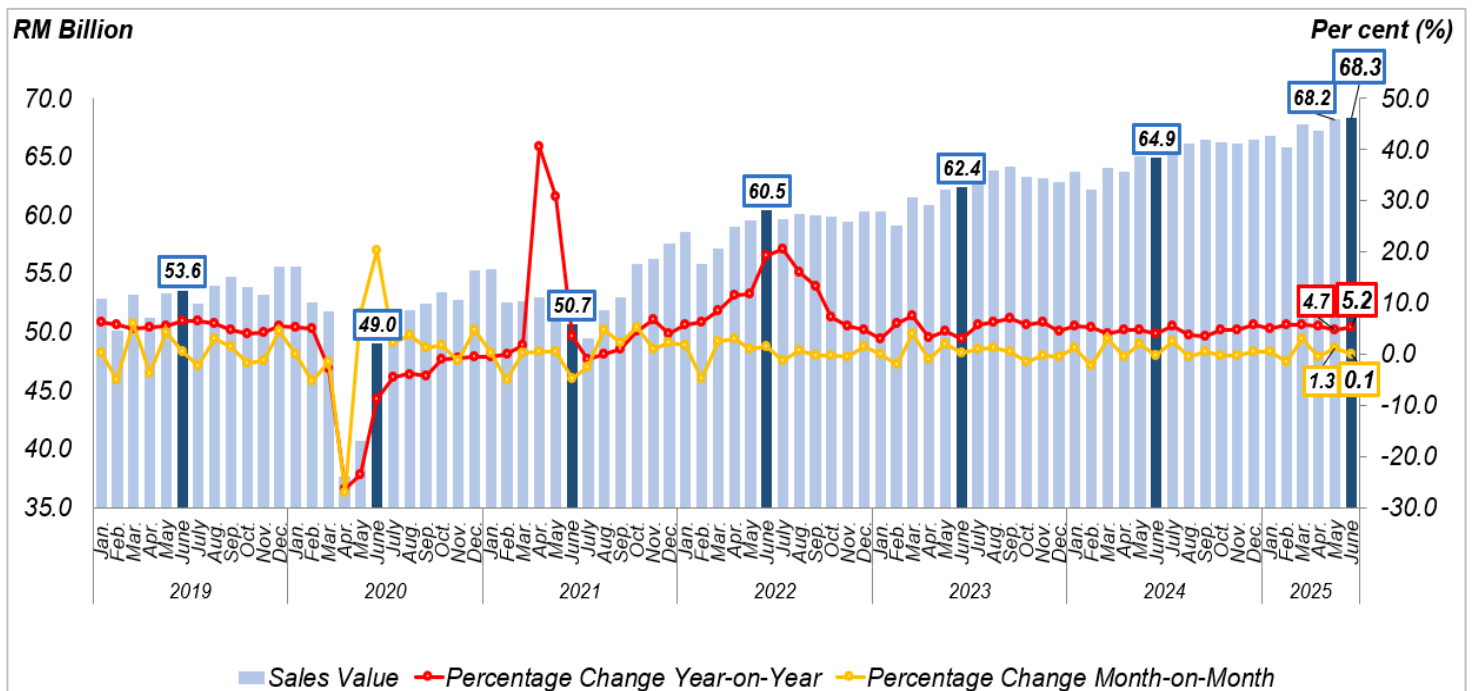


Chart 3: Sales Value of Retail Trade

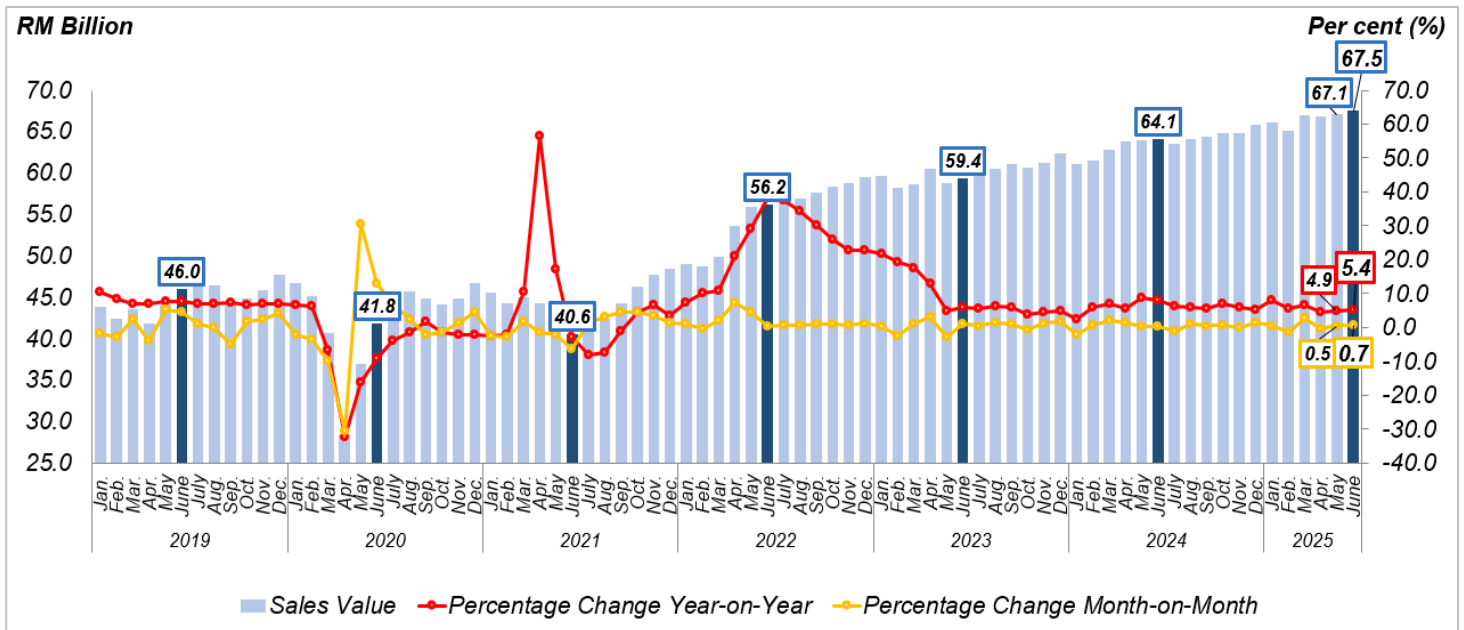


Chart 4: Sales Value of Motor Vehicles

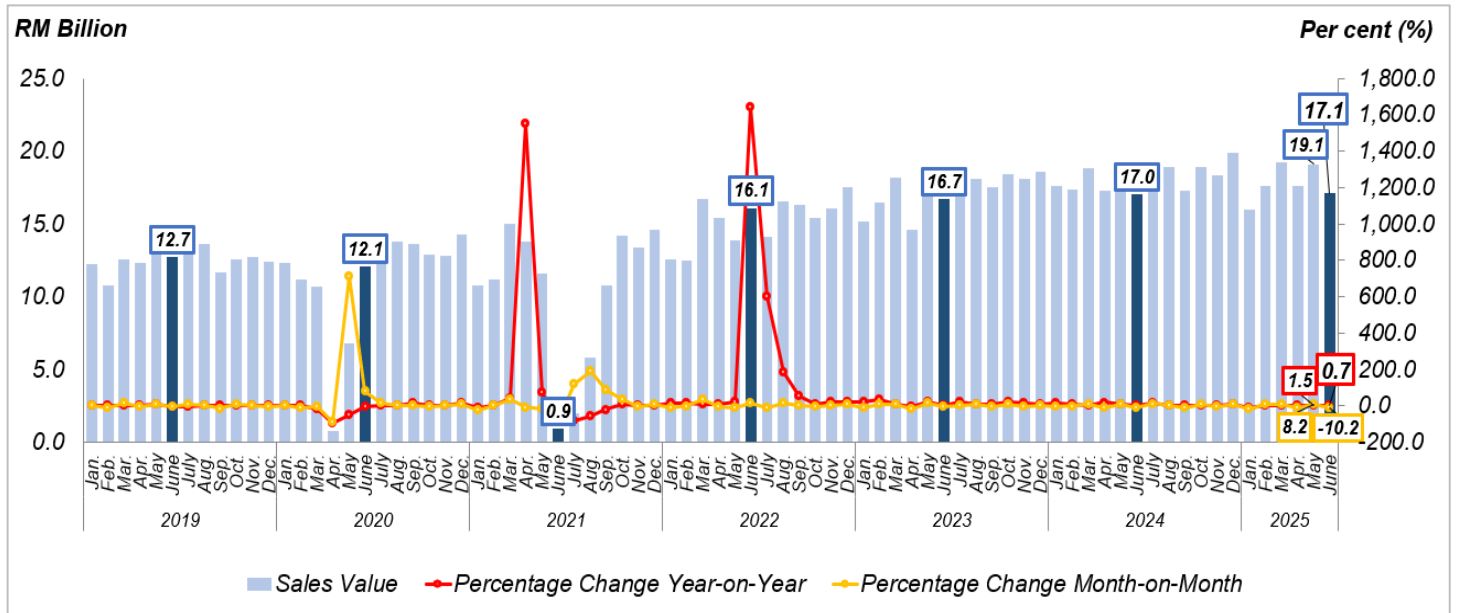
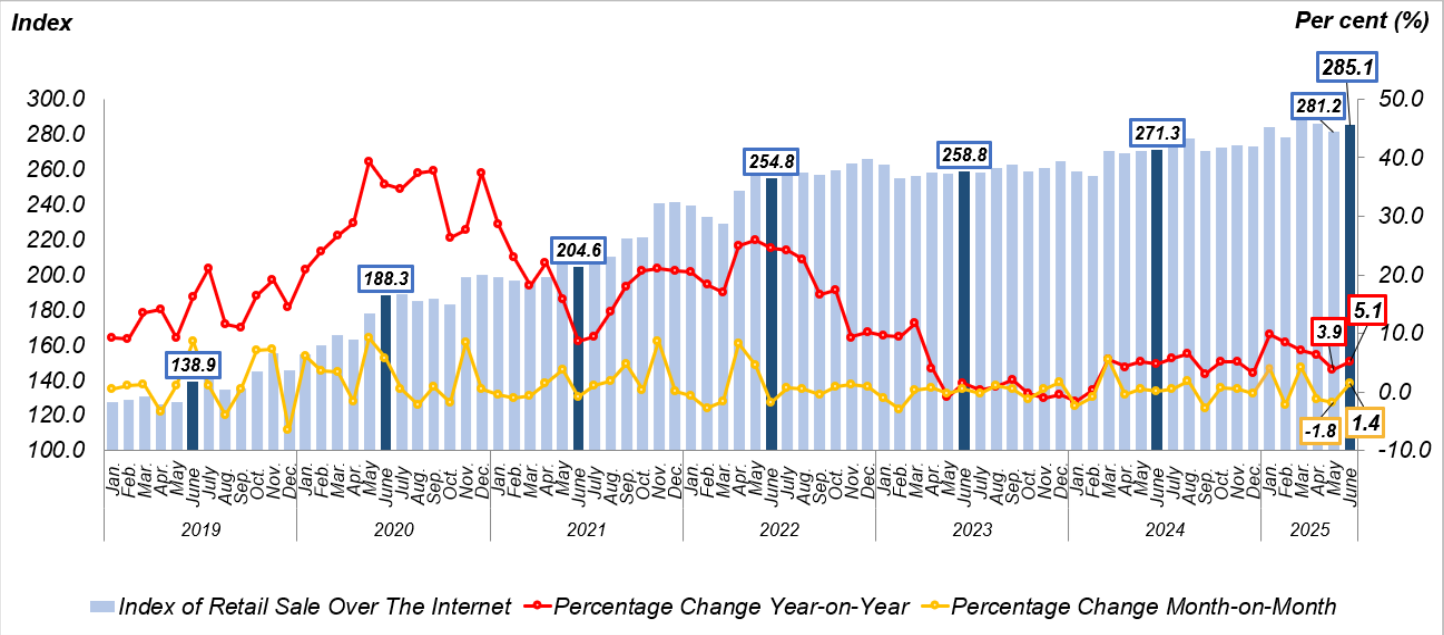


Chart 5: Index of Online Retail Sales



**Table 1: Payment Platforms in Malaysia
(January 2024 – June 2025)**

Year	Month	Payment Instruments				Payment System			
		(RM billion)							
		Credit Card	Debit Card	E-money	Interbank GIRO	FPX	Direct Debit	JomPAY	RPP
2024	Jan.	18.8	12.4	11.6	139.1	31.0	6.2	5.0	229.6
	Feb.	17.3	12.5	11.5	120.9	27.6	5.8	4.8	207.5
	Mar.	17.8	13.4	11.8	128.5	32.1	6.3	4.7	229.2
	Apr.	16.8	12.7	11.7	129.4	28.3	6.7	4.7	229.4
	May	17.7	13.0	12.6	135.4	32.3	6.3	4.8	240.6
	June	17.1	12.7	12.7	118.9	28.0	5.6	4.6	230.4
	July	17.7	12.6	13.4	138.5	33.5	6.8	5.2	256.1
	Aug.	17.8	12.7	14.2	133.9	34.3	6.0	5.2	254.7
	Sept.	17.9	12.6	14.7	126.8	31.7	5.9	4.7	244.2
	Oct.	18.5	13.2	15.8	132.6	31.9	6.4	4.9	262.6
	Nov.	18.2	12.6	16.2	130.3	34.5	6.2	4.7	261.0
	Dec.	20.5	14.7	17.9	143.5	35.0	6.8	4.9	294.1
2025	Jan.	20.1	14.9	19.5	142.0	38.6	6.4	5.0	290.7
	Feb.	16.8	12.7	17.3	118.1	32.9	6.0	4.9	250.3
	Mar.	19.1	15.6	20.3	140.3	40.4	6.4	4.9	297.7
	Apr.	17.7	13.3	19.7	130.0	35.5	7.3	4.7	277.8
	May	18.7	14.1	21.5	130.0	39.2	6.9	4.9	289.4
	June	18.1	13.2	21.7	125.0	31.2	6.8	4.8	277.2
Year-on-Year (%)									
2025	Jan.	6.8	19.9	68.2	2.1	24.6	3.5	-1.0	26.6
	Feb.	-2.6	1.8	50.7	-2.3	19.3	3.8	2.8	20.6
	Mar.	7.0	16.2	71.2	9.2	25.9	1.4	3.5	29.9
	Apr.	5.5	4.5	68.7	0.5	25.4	9.1	0.8	21.1
	May	5.4	8.0	70.2	-3.9	21.1	9.0	0.6	20.3
	June	5.7	3.9	71.3	5.2	11.4	20.2	3.8	20.3

Source: Bank Negara Malaysia (BNM)

**Table 2: M1 Monetary Aggregates in Malaysia
(January 2024 – June 2025)**

Year	Month	M1 (RM billion)	Year-on-Year (%)
2024	Jan.	639.2	6.4
	Feb.	639.9	6.9
	Mar.	645.3	8.0
	Apr.	638.5	7.1
	May	635.4	6.8
	June	642.1	6.4
	July	636.8	7.2
	Aug.	637.5	6.0
	Sept.	644.9	6.0
	Oct.	645.2	4.5
	Nov.	655.0	4.9
	Dec.	666.5	4.4
2025	Jan.	663.3	3.8
	Feb.	661.9	3.4
	Mar.	667.5	3.4
	Apr.	662.9	3.8
	May	663.1	4.4
	June	681.6	6.1

Source: Bank Negara Malaysia (BNM)

Released by:

**THE OFFICE OF CHIEF STATISTICIAN MALAYSIA
DEPARTMENT OF STATISTICS MALAYSIA
8 AUGUST 2025**