JABATAN PERDANA MENTERI
JABATAN PERANGKAAN MALAYSIA

ISSN 1675-4344

2022

APRIL

PERANGKAAN GETAH BULANAN

MONTHLY RUBBER STATISTICS

JABATAN PERANGKAAN MALAYSIA

DEPARTMENT OF STATISTICS MALAYSIA

JABATAN PERDANA MENTERI
JABATAN PERANGKAAN MALAYSIA

APRIL 2022

PERANGKAAN GETAH BULANAN
MONTHLY RUBBER STATISTICS

Pemakluman

Jabatan Perangkaan Malaysia (DOSM) sedang menjalankan Survei Pendapatan, Perbelanjaan Isi Rumah dan Kemudahan Asas (HIES/BA) 2022 bermula dari 1 Januari 2022 sehingga 31 Disember 2022 dan Survei Ekonomi Tahunan (AES) 2022 bermula dari 15 April 2022 sehingga 30 September 2022. DOSM amat menghargai kerjasama daripada responden yang terpilih untuk memberikan maklumat kepada DOSM serta menjayakan survei ini. Sila layari www.dosm.gov.my untuk maklumat lanjut.

Penerbitan statistik ekonomi dan sosial iaitu PocketStats yang mengandungi statistik suku tahunan dan tahunan boleh diperoleh dari portal DOSM atau melalui pautan https://bit.ly/PocketStatsS1_2022.

Dimaklumkan bahawa Kerajaan Malaysia telah mengisytiharkan Hari Statistik Negara (MyStats Day) pada 20 Oktober setiap tahun. Tema sambutan MyStats Day adalah "Connecting the World with Data We Can Trust".

Announcement

The Department of Statistics Malaysia (DOSM) is conducting the Household Income, Expenditure and Basic Amenities Survey (HIES/BA) 2022 from 1st January 2022 until 31st December 2022 and the Annual Economic Survey (AES) 2022 from 15th April 2022 until 30th September 2022. DOSM greatly appreciates the cooperation given by selected respondents by sharing their information with DOSM and making the survey a success. Please visit www.dosm.gov.my for more information.

Economic and social statistics publication namely PocketStats which contain quarterly and annual statistics can be obtained from the DOSM portal or via the link https://bit.ly/PocketStatsQ1_2022.

Please be informed that the Government of Malaysia has declared National Statistics Day (MyStats Day) on October 20 each year. MyStats Day theme is "Connecting the World with Data We Can Trust".

JABATAN PERANGKAAN MALAYSIA
DEPARTMENT OF STATISTICS, MALAYSIA

Diterbitkan dan dicetak oleh / *Published and printed by:*
Jabatan Perangkaan Malaysia
Department of Statistics, Malaysia
Blok C6, Kompleks C,
Pusat Pentadbiran Kerajaan Persekutuan,
62514 Putrajaya,
MALAYSIA

Tel.	:	03-8885 7000
Faks	:	03-8888 9248
Portal	:	https://www.dosm.gov.my
Facebook / Twitter / Instagram	:	StatsMalaysia
Emel / *Email*	:	info@dosm.gov.my (pertanyaan umum / *general enquiries*) data@dosm.gov.my (pertanyaan & permintaan data / *data request & enquiries*)
Harga / *Price*	:	RM5.00

Diterbitkan pada Jun 2022 / *Published on June 2022*

Hakcipta terpelihara / *All rights reserved.*

Tiada bahagian daripada terbitan ini boleh diterbitkan semula, disimpan untuk pengeluaran atau ditukar dalam apa-apa bentuk atau alat apa jua pun kecuali setelah mendapat kebenaran daripada Jabatan Perangkaan Malaysia.

Pengguna yang mengeluarkan sebarang maklumat dari terbitan ini sama ada yang asal atau diolah semula hendaklah meletakkan kenyataan berikut:

“Sumber : Jabatan Perangkaan Malaysia”.

No part of this publication may be reproduced or distributed in any form or by any means or stored in data base without the prior written permission from Department of Statistics, Malaysia. Users reproducing content of this publication with or without adaptation should quote the following:

“Source : Department of Statistics, Malaysia.”

ISSN 1675 - 4344

KATA PENGANTAR

Perangkaan Getah Bulanan, Malaysia, April 2022 merupakan penerbitan bulanan yang memaparkan statistik pengeluaran, import, eksport, penggunaan domestik, stok, harga, bilangan pekerja, gaji & upah dan produktiviti bagi estet getah berdasarkan Banci Getah Bulanan yang dilaksanakan oleh Jabatan Perangkaan Malaysia. Statistik ini merupakan petunjuk penting untuk dijadikan sebagai input yang bermanfaat kepada penyelidik, agensi kerajaan dan pembuat dasar bagi merancang, memantau serta menilai prestasi industri getah di Malaysia.

Ringkasan penemuan serta jadual statistik yang terperinci turut dimuatkan dalam penerbitan ini manakala aspek teknikal seperti skop & liputan, konsep dan definisi dinyatakan dalam nota teknikal bagi membantu pengguna memahami statistik yang diterbitkan.

Jabatan merakamkan setinggi-tinggi penghargaan atas kerjasama yang diberikan oleh responden dan juga semua pihak yang telah terlibat dalam penyediaan penerbitan ini. Setiap maklum balas dan cadangan penambahbaikan penerbitan pada masa akan datang amat dihargai.

DATO' SRI DR. MOHD UZIR MAHIDIN
Ketua Perangkawan Malaysia
Jun 2022

PREFACE

Monthly Rubber Statistics, Malaysia, April 2022 is a monthly publication that shows statistics on production, imports, exports, domestic consumption, stocks, prices, number of employees, salaries & wages and productivity of rubber estates based on Monthly Rubber Census conducted by the Department of Statistics Malaysia. These statistics are important indicators as invaluable inputs to researches, government agencies and policy makers in planning, monitoring and evaluating the performance of rubber industry in Malaysia.

Summary of findings and detailed statistical tables are also included in this publication while the technical aspects on scope & coverage, concepts and definitions are stated in the technical notes to assists users to understand the published statistics.

The Department gratefully acknowledges the cooperation rendered by the respondents as well as all parties involved in the preparation of this publication. Every feedback and suggestion towards improving future publication is highly appreciated.

DATO' SRI DR. MOHD UZIR MAHIDIN
Chief Statistician Malaysia
June 2022

KANDUNGAN
CONTENTS

	Muka surat *Page*
Kata pengantar *Preface*	i
Senarai jadual statistik *List of statistical tables*	iv
Kalendar awalan keluaran 2021/2022 *Advance release calendar 2021/2022*	v
Infografik *Infographics*	viii
Pengeluaran getah asli mengikut negara pengeluar, 2018-2022 *Production of natural rubber by producing countries, 2018-2022*	xii
Perangkaan getah mengikut negara pengeluar, April 2022 *Rubber statistics by producing countries, April 2022*	xii
Perangkaan utama getah, Malaysia, April 2022 *Principal statistics of rubber, Malaysia, April 2022*	xvi
Pengeluaran, eksport, import, penggunaan domestik dan stok bulanan bagi getah asli 2021/2022 *Monthly production, exports, imports, domestic consumption and stocks of natural rubber 2021/2022*	xvi
Ringkasan penemuan *Summary of findings*	1
Jadual statistik *Statistical tables*	15
Nota Teknikal *Technical notes*	31

SENARAI JADUAL STATISTIK
LIST OF STATISTICAL TABLES

Jadual *Tables*		**Muka surat** *Page*
1	**Penawaran dan permintaan getah asli** *Supply and demand of natural rubber*	15
2	**Pengeluaran getah asli mengikut hak milik** *Production of natural rubber by ownership*	16
3	**Eksport getah asli mengikut jenis terpilih** *Exports of natural rubber by selected type*	17
4	**Eksport getah asli mengikut negara yang dituju** *Exports of natural rubber by country of destination*	18
5	**Eksport Getah Mutu Malaysia (G.M.M.) mengikut gred** *Exports of Standard Malaysian Rubber (S.M.R.) by grade*	20
6	**Import getah asli mengikut jenis terpilih** *Imports of natural rubber by selected type*	21
7	**Import getah asli mengikut negara asal** *Imports of natural rubber by country of origin*	22
8	**Stok getah asli pada akhir bulan mengikut banci** *Stocks of natural rubber held at the end of the month by census*	23
9	**Pengeluaran dan stok lateks pekat** *Production and stocks of Concentrated Latex*	23
10	**Penggunaan domestik getah asli mengikut industri** *Domestic consumption of natural rubber by industry*	24
11	**Harga purata bulanan bagi getah asli** *Average monthly price of natural rubber*	25
12	**Guna tenaga dan gaji & upah dibayar mengikut kategori pekerja di estet getah** *Employment and salaries & wages paid in rubber estates by category of workers*	26
13	**Produktiviti pengeluaran dan penoreh bagi estet getah** *Productivity of production and tappers in rubber estates*	27
14	**Pengeluaran, keluasan ditoreh dan purata bilangan hari menoreh bagi estet getah mengikut negeri** *Production, tapped area and average number of tapping days in rubber estates by states*	28

KALENDAR AWALAN KELUARAN 2021/2022
ADVANCE RELEASE CALENDAR 2021/2022

Tarikh Keluaran
Release Date
- **14.01.2022**

November *November* **2021**

Tarikh Keluaran
Release Date
- **10.02.2022**

Disember *December* **2021**

Tarikh Keluaran
Release Date
- **15.03.2022**

Januari *January* **2022**

Tarikh Keluaran
Release Date
- **15.04.2022**

Februari *February* **2022**

Tarikh Keluaran
Release Date
- **11.05.2022**

Mac *March* **2022**

Tarikh Keluaran
Release Date
- **15.06.2022**

April *April* **2022**

Tarikh Keluaran
Release Date
- 15.07.2022

Mei *May* **2022**

Tarikh Keluaran
Release Date
- 10.08.2022

Jun *June* **2022**

Tarikh Keluaran
Release Date
- 14.09.2022

Julai *July* **2022**

Tarikh Keluaran
Release Date
- 14.10.2022

Ogos *August* **2022**

Tarikh Keluaran
Release Date
- 9.11.2022

September *September* **2022**

Tarikh Keluaran
Release Date
- 14.12.2022

Oktober *October* **2022**

INFOGRAFIK

INFOGRAPHICS

Muka surat ini sengaja dibiarkan kosong
This page is deliberately left blank

JABATAN PERDANA MENTERI
JABATAN PERANGKAAN MALAYSIA

PERANGKAAN GETAH BULANAN APRIL 2022

PENGELUARAN (tan metrik) ⬇ 20.0%

28,106 tan metrik — March 2022

22,498 tan metrik — April 2022P

HARGA PURATA (sen/kg)

⬇ 0.8%
G.M.M. 20
April 2022 : 718.03
Mac 2022 : 723.59

⬇ 2.5%
Lateks Pekat
April 2022 : 666.47
Mac 2022 : 683.57

STOK

April 2022P : 297,673 tan metrik ⬇ 4.1%
Mac 2022 : 310,433 tan metrik

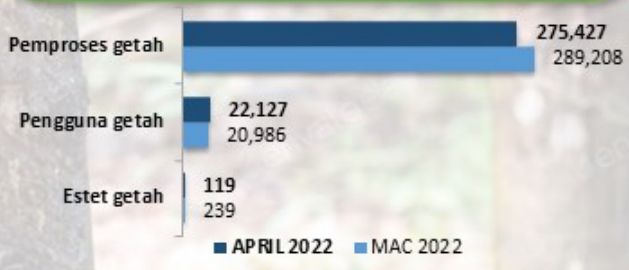

IMPORT

April 2022P : 106,933 tan metrik ⬇ 10.9%
Mac 2022 : 119,963 tan metrik

PENGGUNAAN DOMESTIK

April 2022P : 42,361 tan metrik ⬇ 5.1%
Mac 2022 : 44,624 tan metrik

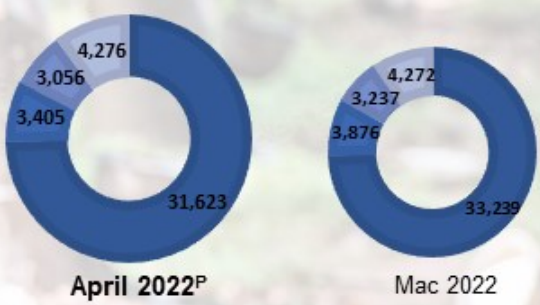

EKSPORT

April 2022P : 58,755 tan metrik ⬆ 10.2%
Mac 2022 : 53,328 tan metrik

P awalan

Sumber: Perangkaan Getah Bulanan April 2022, Jabatan Perangkaan Malaysia (DOSM)

PRIME MINISTER'S DEPARTMENT
DEPARTMENT OF STATISTICS MALAYSIA

MONTHLY RUBBER STATISTICS APRIL 2022

PRODUCTION (tonnes) ⬇ 20.0%

28,106 tonnes

March 2022

22,498 tonnes

April 2022P

AVERAGE PRICE (sen/kg)

⬇ 0.8%
S.M.R. 20
April 2022 : 718.03
March 2022 : 723.59

⬇ 2.5%
Concentrate Latex
April 2022 : 666.47
March 2022 : 683.57

STOCKS

April 2022P : 297,673 tonnes ⬇ 4.1%
March 2022 : 310,433 tonnes

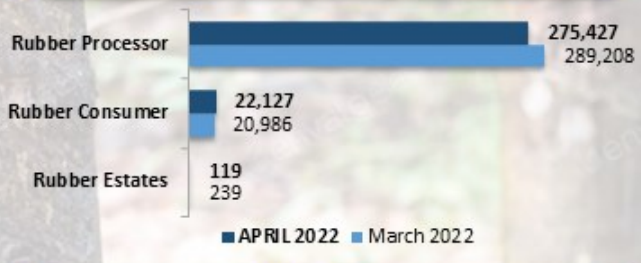

IMPORTS

April 2022P : 106,933 tonnes ⬇ 10.9%
March 2022 : 119,963 tonnes

DOMESTIC CONSUMPTION

April 2022P : 42,361 tonnes ⬇ 5.1%
March 2022 : 44,624 tonnes



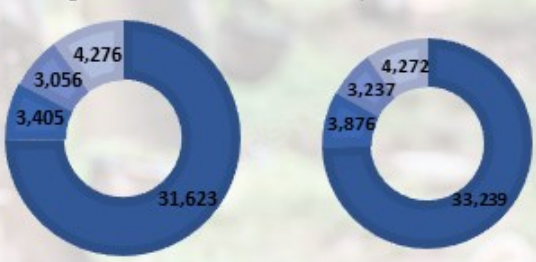

April 2022P March 2022

EXPORTS

April 2022P : 58,755 tonnes ⬆ 10.2%
March 2022 : 53,328 tonnes

P Preliminary

Source: Monthly Rubber Statistics April 2022, Department of Statistics Malaysia (DOSM)

NEGARA PENGELUAR GETAH ASLI

PRODUCING COUNTRIES OF NATURAL RUBBER

PENGELUARAN GETAH ASLI MENGIKUT NEGARA PENGELUAR*, 2018-2022
PRODUCTION OF NATURAL RUBBER BY PRODUCING COUNTRIES, 2018-2022*

('000 tan metrik/*tonnes*)

2018:	220.1
2019:	287.6
2020:	349.3
2021:	368.0^{P}
2022: (Jan.– Apr.)	78.9^{e}

2018:	818.3
2019:	812.6
2020:	692.7
2021:	851.3^{P}
2022: (Jan.– Apr.)	54.1^{e}

2018:	660.0
2019:	702.2
2020:	685.0
2021:	757.0^{P}
2022: (Jan.– Apr.)	257.0^{e}

2018:	105.8
2019:	107.9
2020:	105.6
2021:	172.4^{P}
2022: (Jan.– Apr.)	18.2^{e}

2018:	82.6
2019:	74.8
2020:	78.2
2021:	78.1^{P}
2022: (Jan.– Apr.)	27.4^{e}

2018:	1,137.7
2019:	1,182.5
2020:	1,226.1
2021:	1,260.1^{P}
2022: (Jan.– Apr.)	187.0^{e}

2018:	3,630.3
2019:	3,301.4
2020:	3,037.3
2021:	3,045.3^{P}
2022: (Jan.– Apr.)	1,056.4^{e}

2018:	603.3
2019:	639.8
2020:	514.7
2021:	469.7
2022: (Jan.– Apr.)	127.1^{P}

2018:	4,974.0
2019:	4,851.4
2020:	4,786.7
2021:	4,836.4^{P}
2022: (Jan.– Apr.)	1,557.6^{e}

Nota/*Notes*:
* *Association of Natural Rubber Producing Countries (ANRPC)*
^{P}: Awalan/*Provisional*
^{e}: *Anggaran / Estimate*

Sumber: Kementerian Perusahaan Perladangan dan Komoditi
Source: Ministry of Plantation Industries and Commodities

PERANGKAAN GETAH MENGIKUT NEGARA PENGELUAR*, APRIL 2022
RUBBER STATISTICS BY PRODUCING COUNTRIES, APRIL 2022*

('000 tan metrik/*tonnes*)

Negara *Country*	Pengeluaran *Production*	Penggunaan *Consumption*	Eksport *Export*
Cambodia	18.0^{e}	-	17.5^{e}
P.R.China	44.8^{e}	478.0^{e}	4.7^{e}
India	40.5^{e}	113.8^{e}	0.7^{e}
Indonesia	257.4^{e}	52.7^{e}	244.4^{e}
Malaysia	22.5^{p}	42.4^{p}	58.8^{p}
Philippines	6.4^{e}	1.9^{e}	13.4^{e}
Sri Lanka	6.7^{e}	8.5^{e}	1.1^{e}
Thailand	344.7^{e}	65.6^{e}	346.4^{e}
Vietnam	60.0^{e}	30.0^{e}	80.0^{e}

Nota/*Notes*:
* *Association of Natural Rubber Producing Countries (ANRPC)*
^{P}: Awalan / *Provisional*
^{e}: Anggaran / *Estimate*

Sumber: Kementerian Perusahaan Perladangan dan Komoditi
Source: Ministry of Plantation Industries and Commodities

Muka surat ini sengaja dibiarkan kosong
This page is deliberately left blank

PERANGKAAN UTAMA GETAH

PRINCIPAL STATISTICS OF RUBBER

PERANGKAAN UTAMA GETAH, MALAYSIA, APRIL 2022
PRINCIPAL STATISTICS OF RUBBER, MALAYSIA, APRIL 2022

Perangkaan Utama *Principal Statistics*	**Apr.** *Apr.* **2021**	**Mac** *Mar.* **2022**	**Apr.** *Apr.* **2022**	**Perubahan bulan ke bulan Apr. 2022/Mac 2022** *Change month-on-month Apr. 2022/Mar. 2022* **(%)**	**Perubahan tahun ke tahun Apr. 2022/Apr. 2021** *Change year-on-year Apr. 2022/Apr. 2021* **(%)**
Pengeluaran / *Production* (**tan metrik** / *tonnes*)	23,013	28,106	22,498	-20.0	-2.2
Eksport / *Exports* (**tan metrik** / *tonnes*)	55,696	53,328	58,755	10.2	5.5
Import / *Imports* (**tan metrik** / *tonnes*)	112,498	119,963	106,933	-10.9	-4.9
Penggunaan domestik *Domestic consumption* (**tan metrik** / *tonnes*)	47,085	44,624	42,361	-5.1	-10.0
Stok akhir / *Closing stocks* (**tan metrik** / *tonnes*)	258,840	310,433	297,673	-4.1	15.0
Bil. pekerja bergaji (estet) *Number of paid workers (estate)*	8,830	8,411	8,416	0.1	-4.7
Gaji & upah (RM'000) (estet) *Salaries & wages (RM'000) (estate)*	12,438	14,964	13,488	-9.9	8.4

PENGELUARAN, EKSPORT, IMPORT, PENGGUNAAN DOMESTIK DAN STOK BULANAN BAGI GETAH ASLI 2021/2022
MONTHLY PRODUCTION, EXPORTS, IMPORTS, DOMESTIC CONSUMPTION AND STOCK OF NATURAL RUBBER 2021/2022

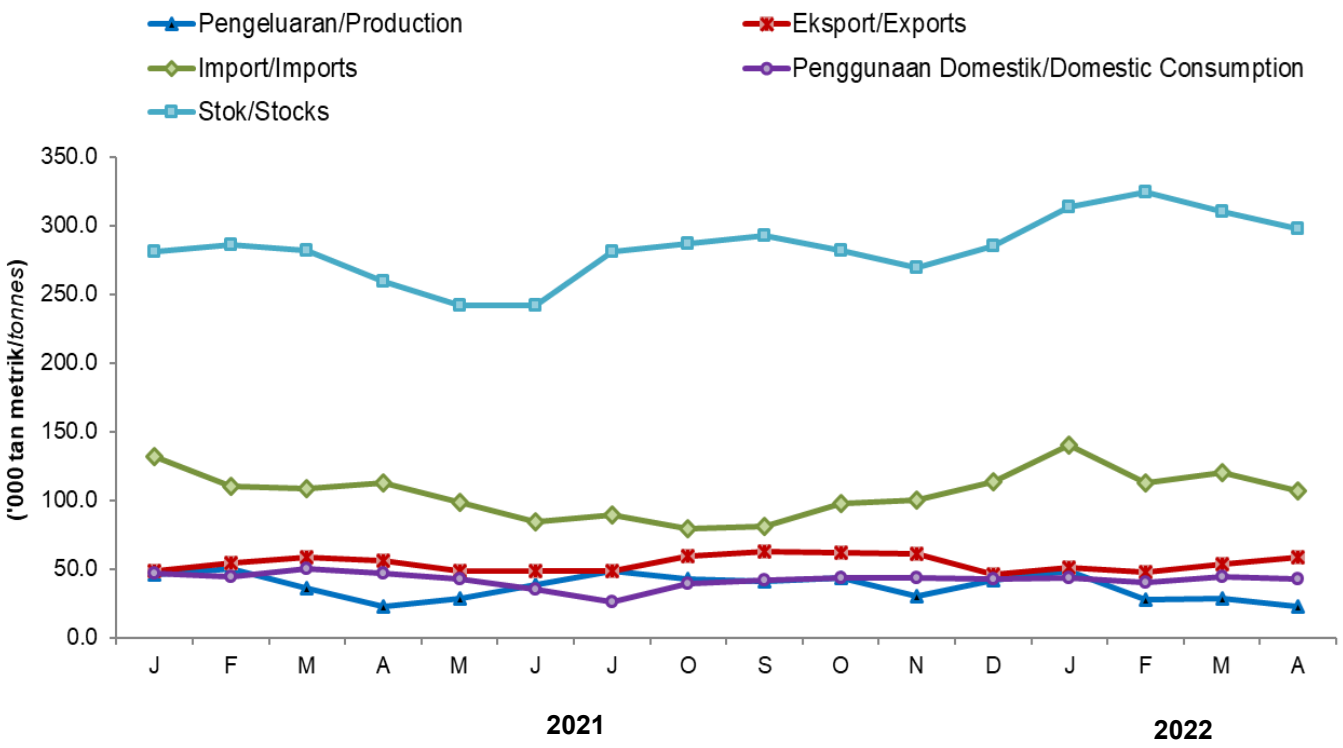

Muka surat ini sengaja dibiarkan kosong
This page is deliberately left blank

RINGKASAN PENEMUAN

SUMMARY OF FINDINGS

PERANGKAAN GETAH BULANAN MALAYSIA, APRIL 2022#

1. PENGELUARAN

Pengeluaran getah asli Malaysia pada April 2022 berjumlah 22,498 tan metrik, menurun sebanyak 2.2 peratus berbanding 23,013 tan metrik pada April 2021 serta turut menunjukkan penurunan sebanyak 20.0 peratus dari bulan sebelumnya. Sektor kebun kecil merupakan penyumbang utama pengeluaran getah asli iaitu 88.1 peratus. Pengeluaran sektor kebun kecil menurun sebanyak 3.7 peratus manakala pengeluaran di estet pula meningkat sebanyak 10.2 peratus berbanding April 2021.

Carta 1: Pengeluaran getah bulanan di estet dan kebun kecil

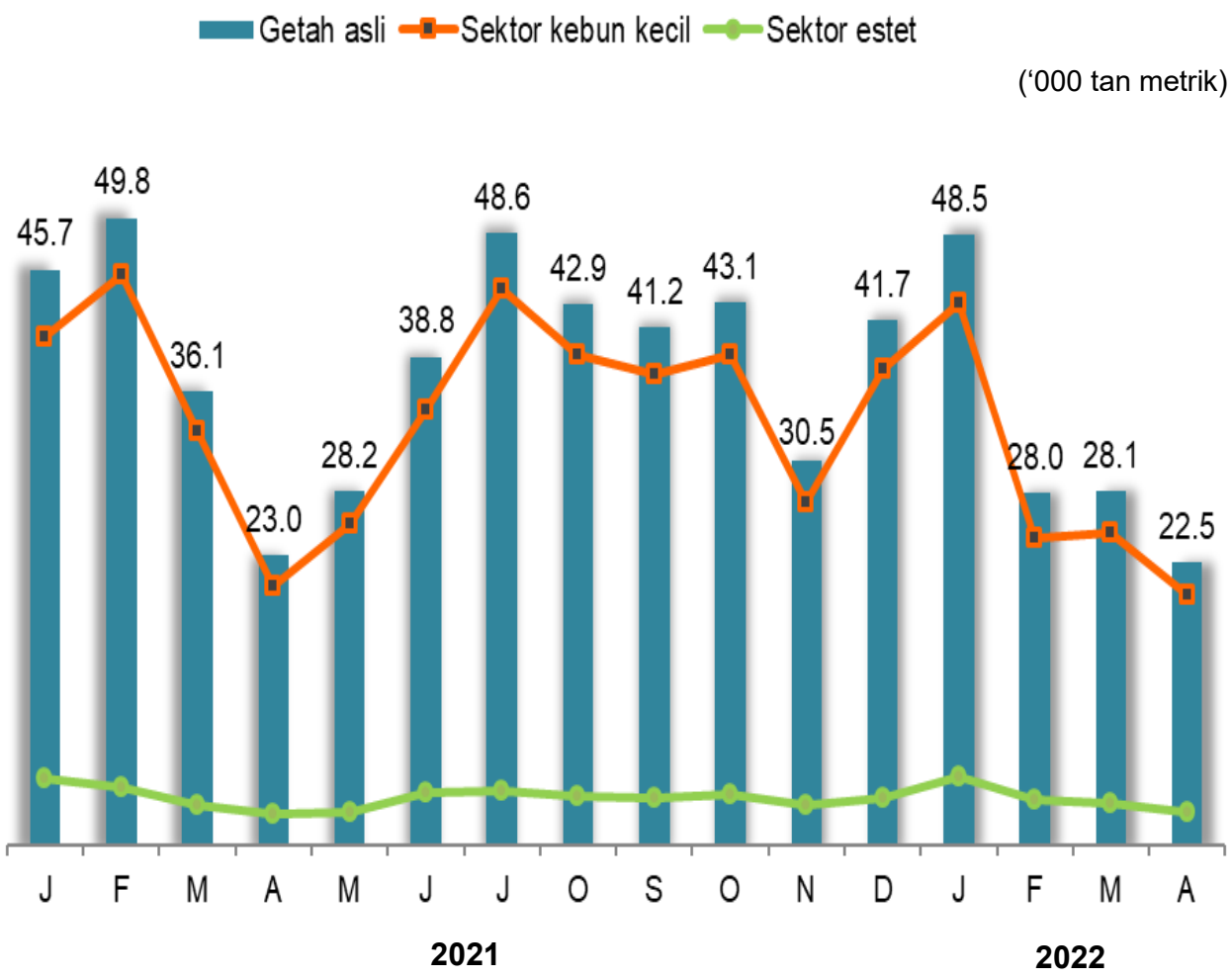

Nota #:
1. Laporan ini boleh diperoleh daripada portal Jabatan Perangkaan Malaysia (https://www.dosm.gov.my) di bawah ruangan: **Siaran Terkini**.
2. Data bagi bulan April 2022 merupakan data **awalan**. Data ini akan dikemas kini berdasarkan data terkini yang diperoleh dan akan diterbitkan dalam penerbitan Mei 2022.

2. EKSPORT

Eksport getah asli pada April 2022 adalah 58,755 tan metrik, meningkat 5.5 peratus dari 55,696 tan metrik pada bulan yang sama tahun sebelumnya dan turut menunjukkan peningkatan 10.2 peratus berbanding 53,328 tan metrik pada Mac 2022. Getah Mutu Malaysia (G.M.M.) menyumbang 97.2 peratus daripada jumlah eksport getah asli dimana G.M.M. 20 merupakan eksport tertinggi iaitu 33,594 tan metrik (58.8%) seperti di Carta 2.

Carta 2: Eksport Getah Mutu Malaysia (G.M.M) mengikut gred, April 2022

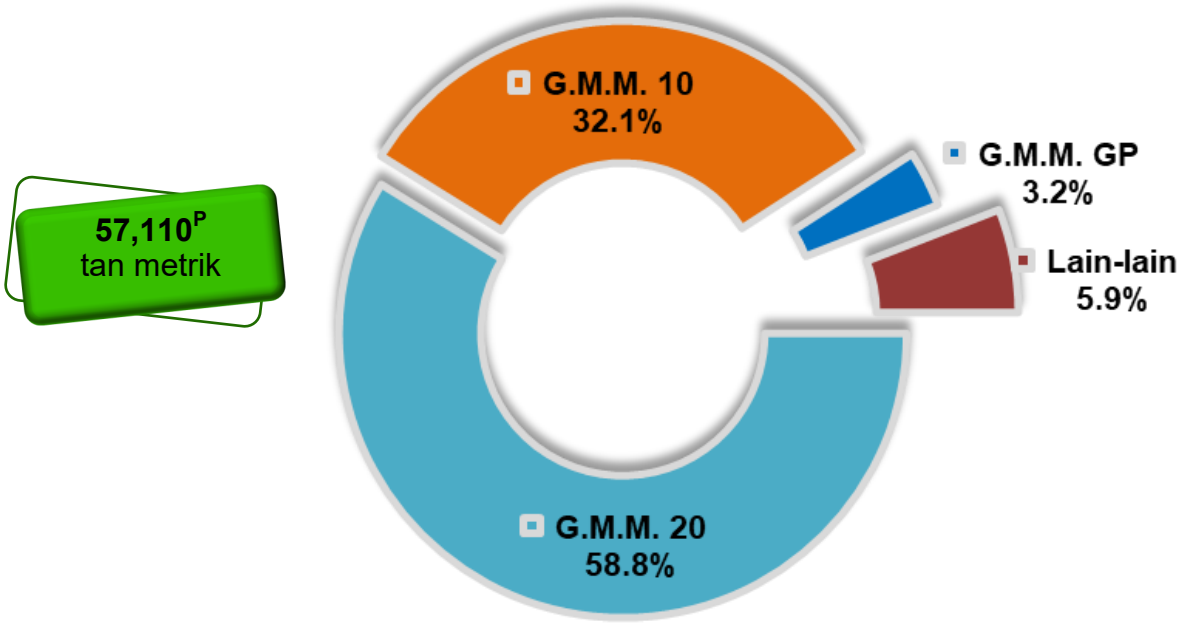

Carta 3: Destinasi utama eksport getah asli, April 2022



3. IMPORT

Import getah asli pada April 2022 adalah 106,933 tan metrik berbanding 112,498 tan metrik pada April 2021, menurun sebanyak 4.9 peratus. Perbandingan bulan ke bulan juga menunjukkan penurunan sebanyak 10.9 peratus. Jenis getah asli utama yang diimport adalah Lateks Pekat (29,364 tan metrik) dan Getah Berpiawaian (13,160 tan metrik). Getah asli diimport terutamanya dari Thailand berjumlah 39,036 tan metrik.

Carta 4: Import getah asli mengikut jenis, April 2022

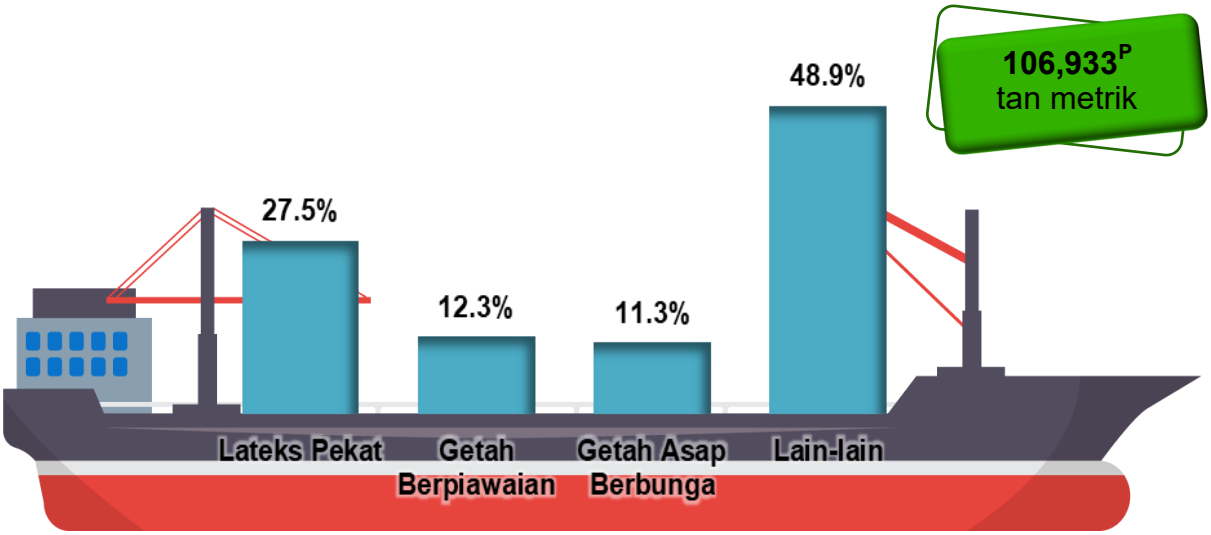

Carta 5: Import getah asli dari negara utama, April 2022

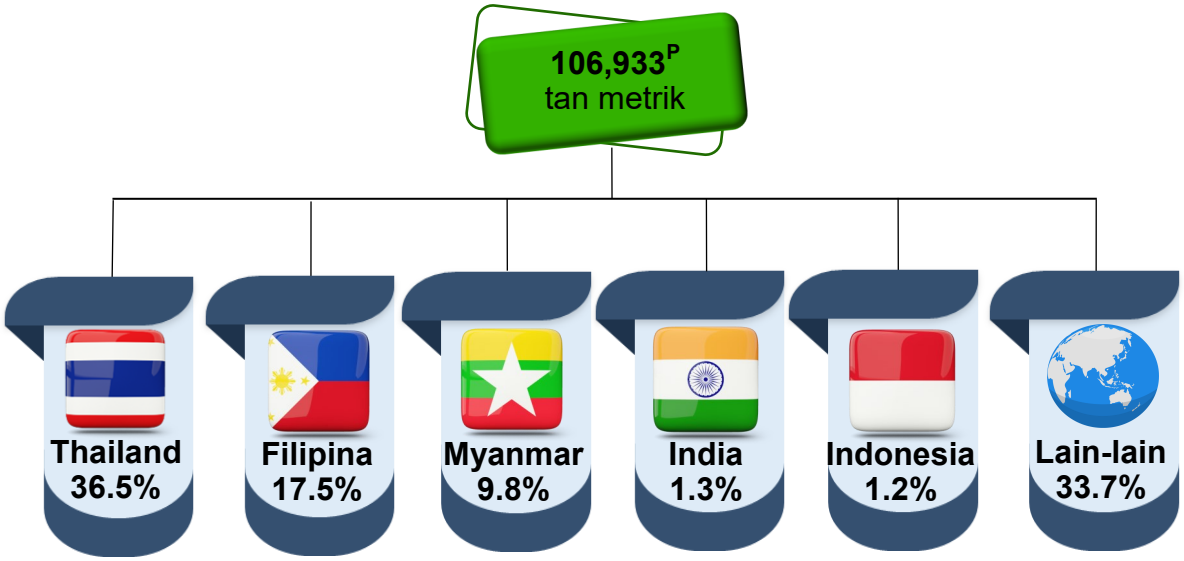

4. PENGGUNAAN DOMESTIK

Penggunaan domestik getah asli pada April 2022 ialah 42,361 tan metrik, menurun 10.0 peratus berbanding 47,085 tan metrik pada April 2021. Perbandingan bulan ke bulan juga menunjukkan penurunan 5.1 peratus berbanding 44,624 tan metrik pada bulan sebelumnya. Industri sarung tangan getah merupakan industri utama bagi penggunaan getah asli iaitu 31,623 tan metrik (74.7%).

Carta 6: Penggunaan domestik getah asli mengikut produk, April 2022

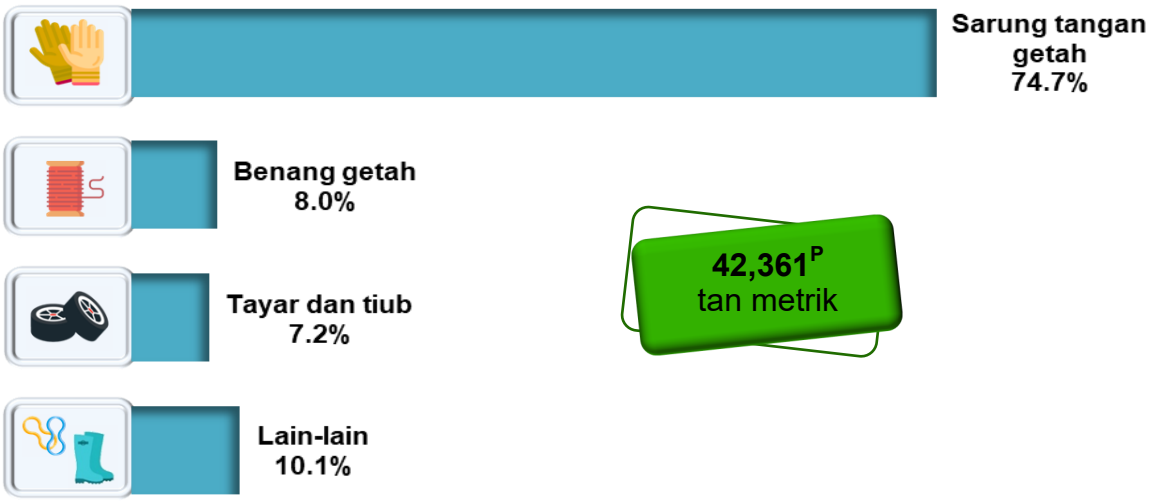

5. STOK

Stok getah asli meningkat 15.0 peratus pada April 2022 kepada 297,673 tan metrik berbanding 258,840 tan metrik yang dicatatkan pada April 2021. Perbandingan bulan ke bulan pula menunjukkan stok menurun sebanyak 4.1 peratus.

Carta 7: Stok getah asli pada akhir bulan April 2022



6. HARGA PURATA BULANAN SEKILOGRAM (Sebut Harga Pada Waktu Tengah Hari - "F.O.B.")

Harga purata bulanan G.M.M. 20 pada April 2022 adalah 718.03 sen sekilogram, meningkat 7.5 peratus berbanding 667.85 sen sekilogram pada April 2021 namun menunjukkan penurunan 0.8 peratus berbanding 723.59 sen sekilogram pada bulan sebelumnya. Harga purata bulanan bagi Lateks Pekat pada April 2022 adalah 666.47 sen sekilogram, meningkat 6.9 peratus dari 623.40 sen sekilogram pada bulan yang sama tahun lalu namun mencatatkan penurunan 2.5 peratus berbanding 683.57 sen sekilogram pada Mac 2022.

Carta 8: Harga purata bulanan (sebut harga pada waktu tengah hari "F.O.B") bagi G.M.M. 20 dan Lateks Pekat

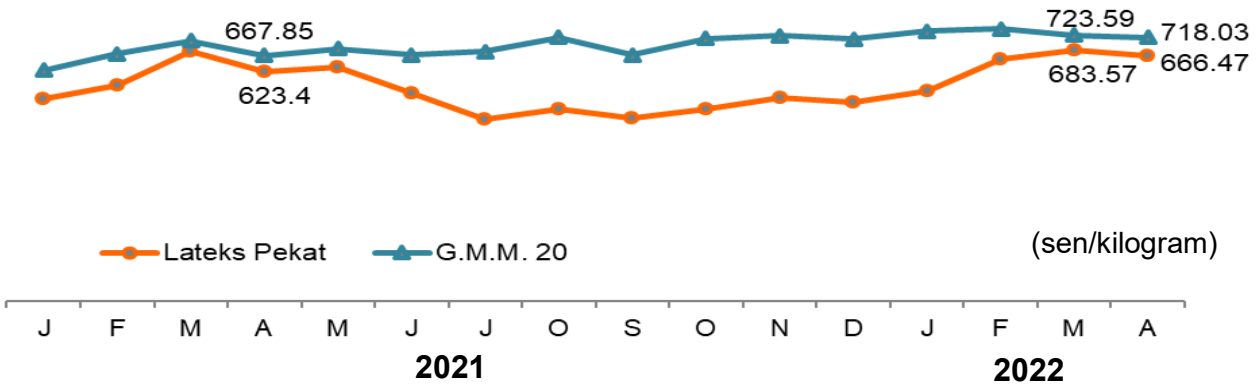

7. GUNA TENAGA DI ESTET

Seramai 8,416 pekerja bergaji direkodkan pada akhir April 2022 dengan penurunan sebanyak 4.7 peratus dari April 2021 namun menunjukkan peningkatan 0.1 peratus (8,411 pekerja bergaji) berbanding bulan sebelumnya. Gaji & upah meningkat 8.4 peratus kepada RM13.5 juta dari RM12.4 juta pada April 2021, manakala perbandingan bulan ke bulan pula menunjukkan trend yang sebaliknya iaitu penurunan sebanyak 9.9 peratus.

Carta 9: Bilangan pekerja dan jumlah gaji & upah, April 2022

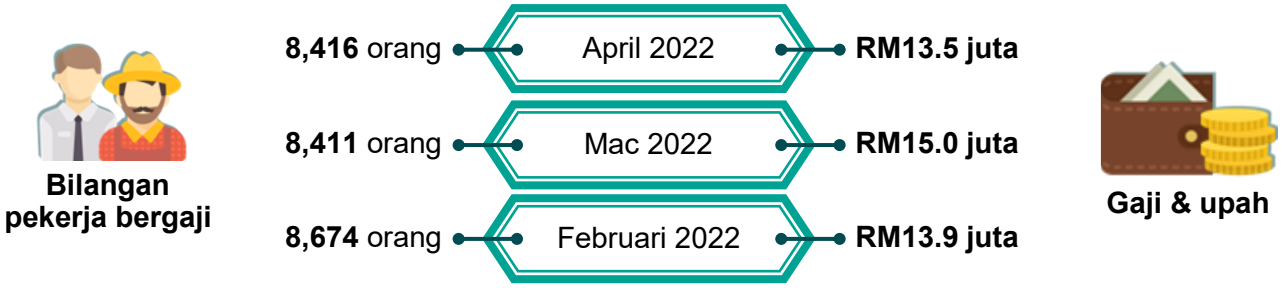

8. PRODUKTIVITI DI ESTET

Produktiviti pengeluaran getah asli di estet adalah 50.2 kilogram sehektar pada April 2022, menurun sebanyak 7.6 peratus berbanding April 2021. Perbandingan bulan ke bulan turut menunjukkan produktiviti menurun sebanyak 18.6 peratus dari 61.7 kilogram sehektar.

Carta 10: Produktiviti hasil ditoreh bulanan dan produktiviti penoreh sehari

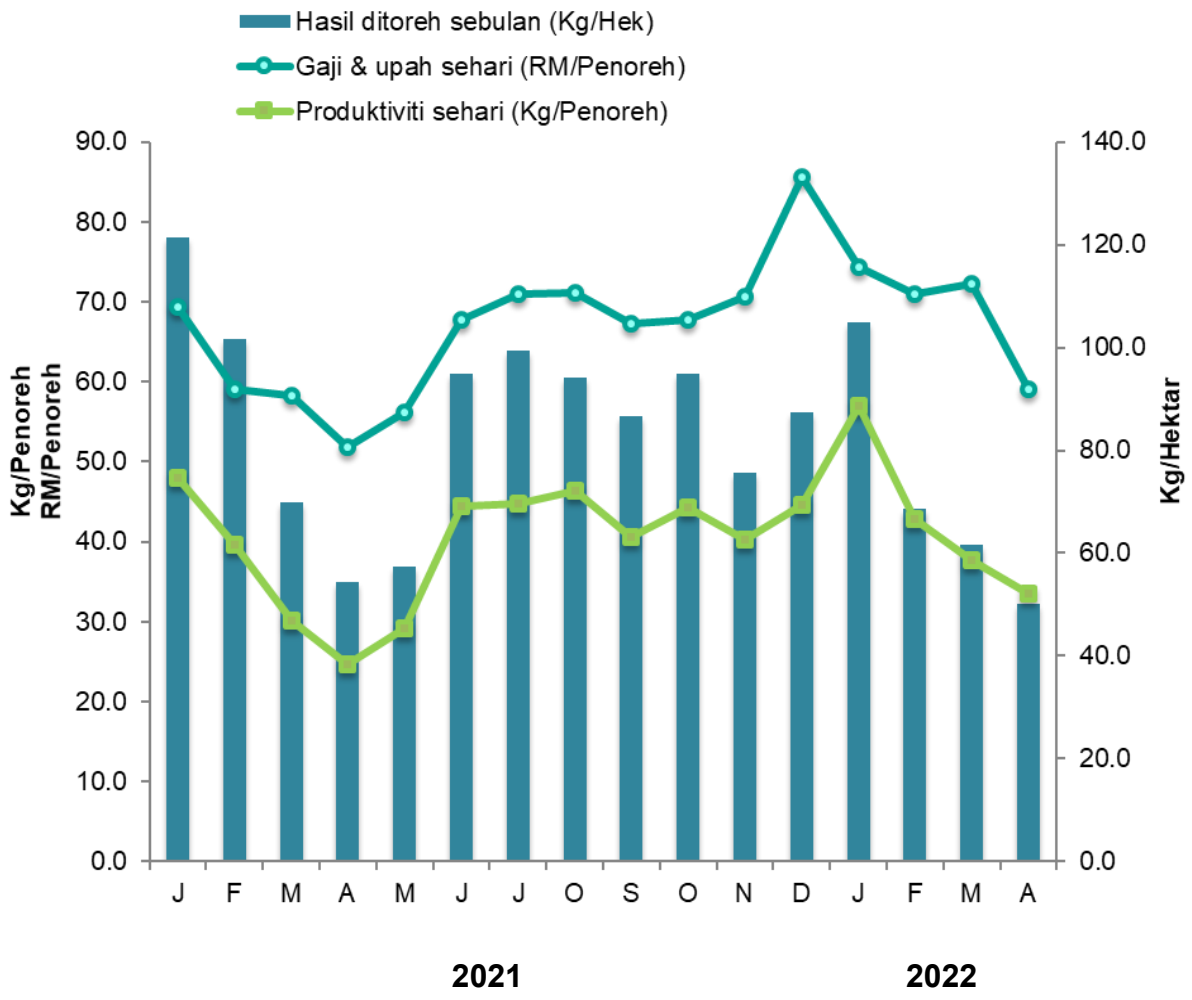

MONTHLY RUBBER STATISTICS MALAYSIA, APRIL 2022#

1. PRODUCTION

Malaysia's natural rubber production in April 2022 amounted 22,498 tonnes, decreased 2.2 per cent as compared to 23,013 tonnes in April 2021 and also showed a decrease of 20.0 per cent from last month. Smallholdings sector was the main contributor to the natural rubber production of 88.1 per cent. Production of smallholdings decreased by 3.7 per cent but estate sector showed an increase of 10.2 per cent as compared to April 2021.

Chart 1: Monthly rubber production in the estates and smallholdings

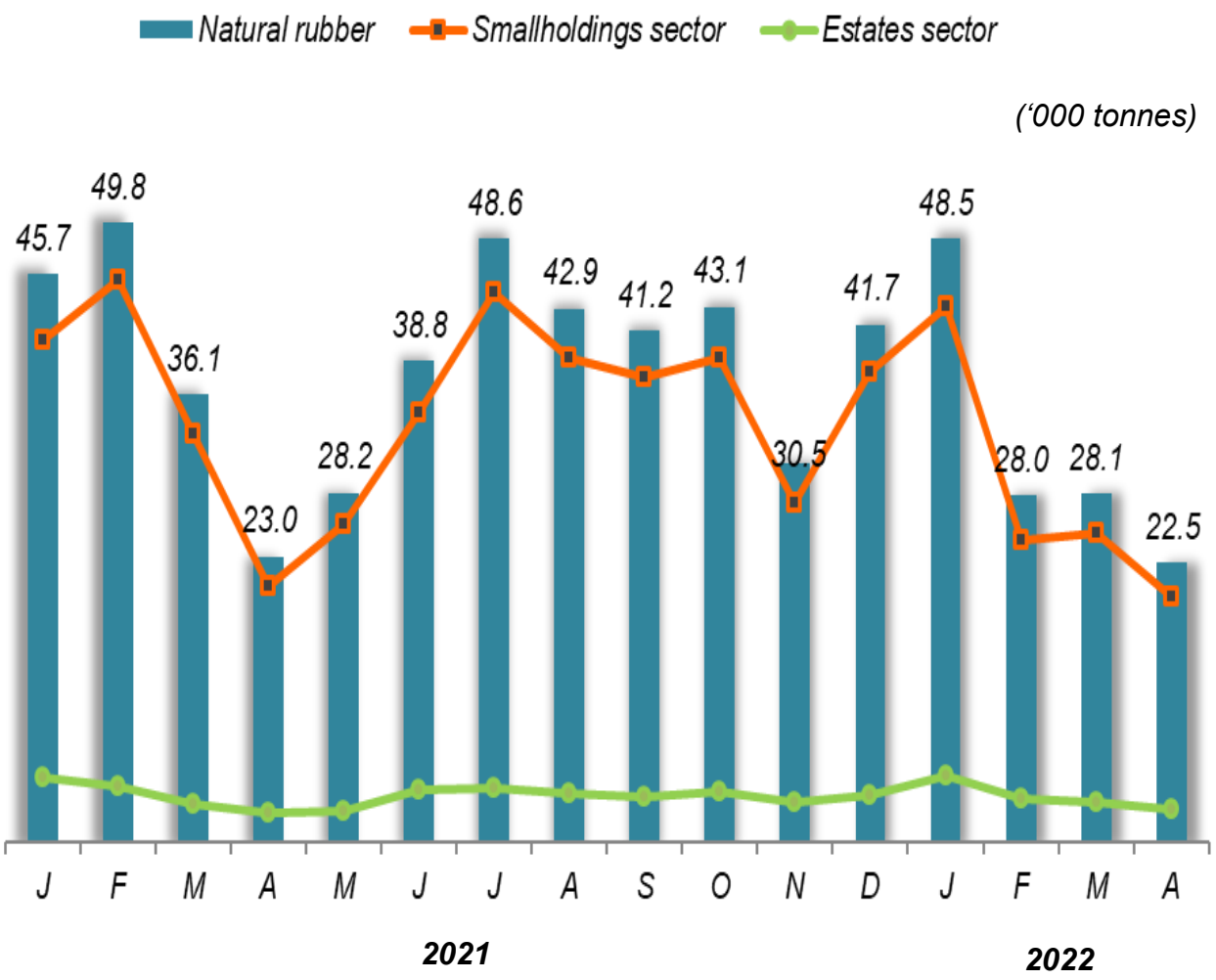

Notes #:

1. *This report can be accessed through the portal of the Department of Statistics, Malaysia (https://www.dosm.gov.my) under the section:* ***Latest Releases****.*
2. *Data for April 2022 is* ***provisional****. The data will be updated based on the latest available figures and subsequently published in the May 2022 publication.*

2. *EXPORTS*

Exports of natural rubber in April 2022 was 58,755 tonnes, increased by 5.5 per cent from 55,696 tonnes in the same month last year and also increased by 10.2 per cent as compared to 53,328 tonnes in March 2022. Standard Malaysian Rubber (S.M.R.) contributed 97.2 per cent of the total natural rubber exports where S.M.R. 20 was the highest exports of 33,594 tonnes (58.8%) as shown in Chart 2.

Chart 2: Exports of Standard Malaysian Rubber (S.M.R.) by grade, April 2022

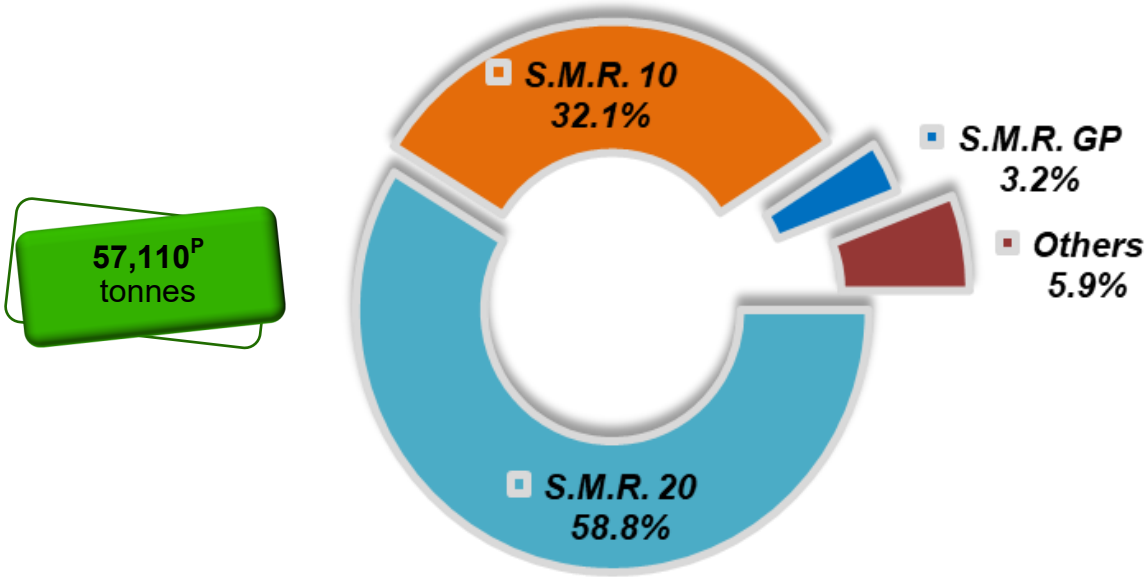

Chart 3: Main destinations of natural rubber exports, April 2022

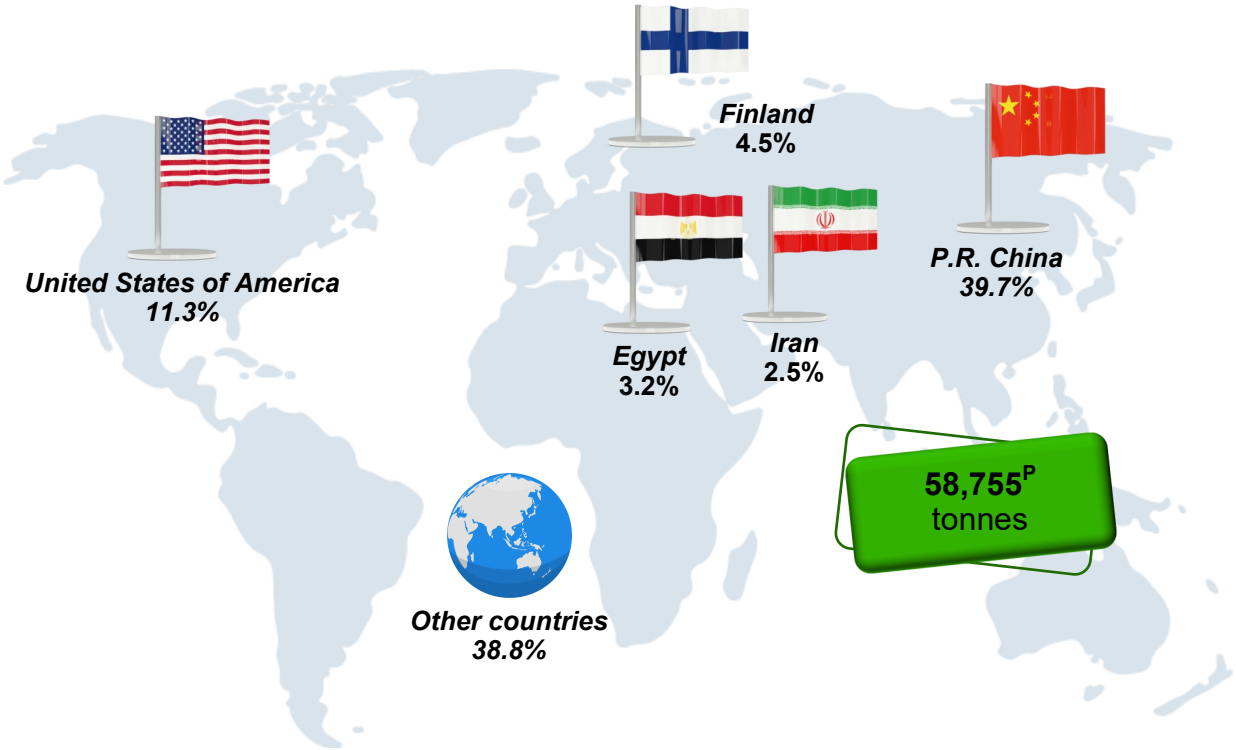

3. *IMPORTS*

Imports of natural rubber in April 2022 was 106,933 tonnes as compared to 112,498 tonnes in April 2021, decreased by 4.9 per cent. Month-on-month comparison showed a decrease of 10.9 per cent. The main types of imported natural rubber were Latex Concentrate (29,364 tonnes) and Standard Rubber (13,160 tonnes). Natural rubber mainly imported from Thailand amounted of 39,036 tonnes.

Chart 4: Imports of natural rubber by types, April 2022

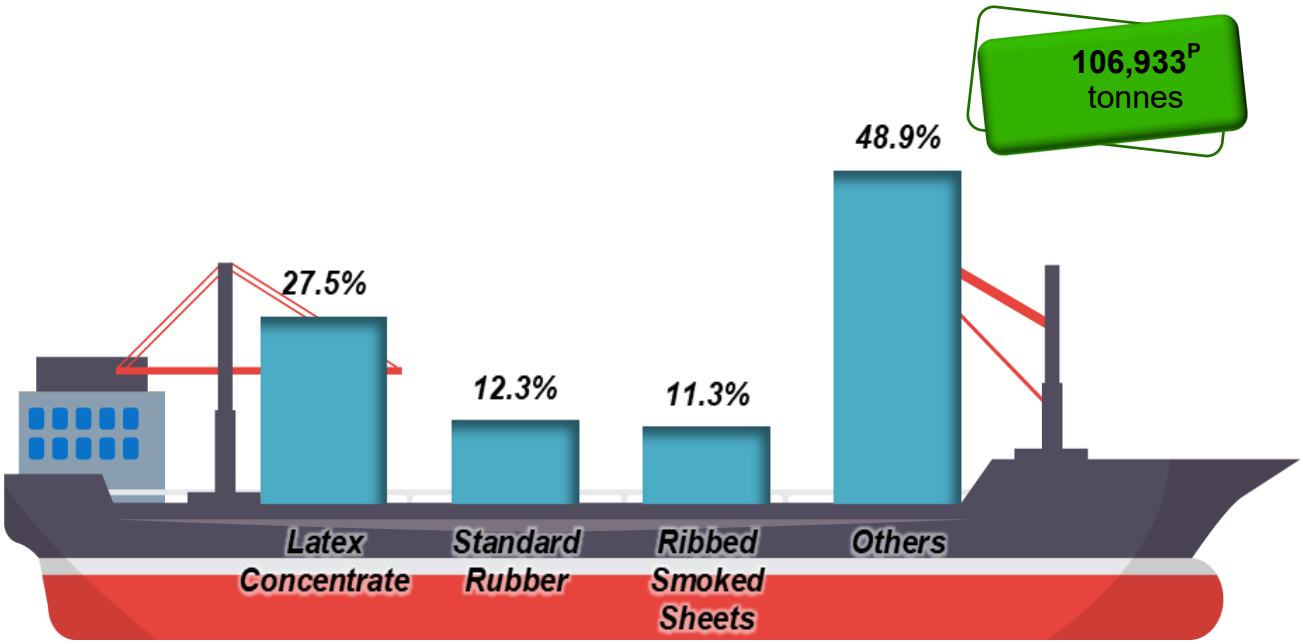

Chart 5: Imports of natural rubber from major countries, April 2022

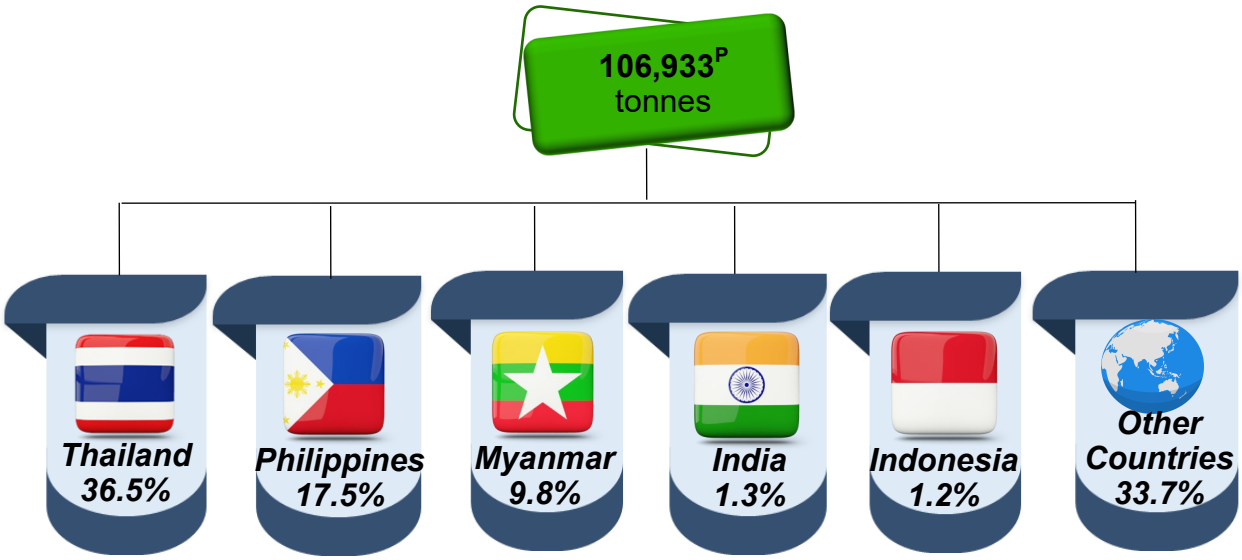

4. DOMESTIC CONSUMPTION

Domestic consumption of natural rubber in April 2022 was 42,361 tonnes, decreased by 10.0 per cent against 47,085 tonnes in April 2021 and month-on-month comparison showed a decreased of 5.1 per cent from 44,624 tonnes in the last month. Rubber glove industry was the main industry for the use of natural rubber at 31,623 tonnes (74.7%).

Chart 6: Domestic consumption of natural rubber by product, April 2022

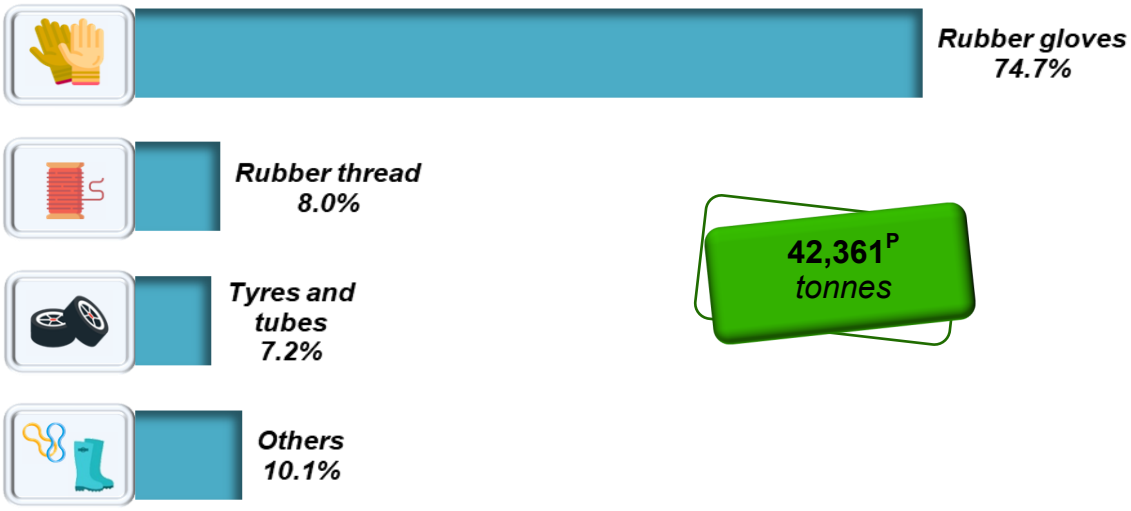

5. STOCKS

Stocks of natural rubber increased 15.0 per cent at the end of April 2022 to 297,673 tonnes against 258,840 tonnes as recorded in April 2021. Month-on-month comparison showed the stocks decreased by 4.1 per cent.

Chart 7: Stocks of natural rubber at the end of April 2022



6. AVERAGE MONTHLY PRICE PER KILOGRAM (Noon Quotations - F.O.B.)

Average monthly price of S.M.R. 20 in April 2022 was 718.03 sen per kilogram, increased 7.5 per cent against 667.85 sen per kilogram in April 2021 but showed a decreased of 0.8 per cent from 723.59 sen per kilogram a month before. The average monthly price of Latex Concentrate in April 2022 was 666.47 sen per kilogram, increased by 6.9 per cent from 623.40 sen per kilogram in the same month last year but decreased by 2.5 per cent as compared to 683.57 sen per kilogram in March 2022.

Chart 8: Average monthly price (noon quotations - F.O.B.) of S.M.R. 20 and Latex Concentrate

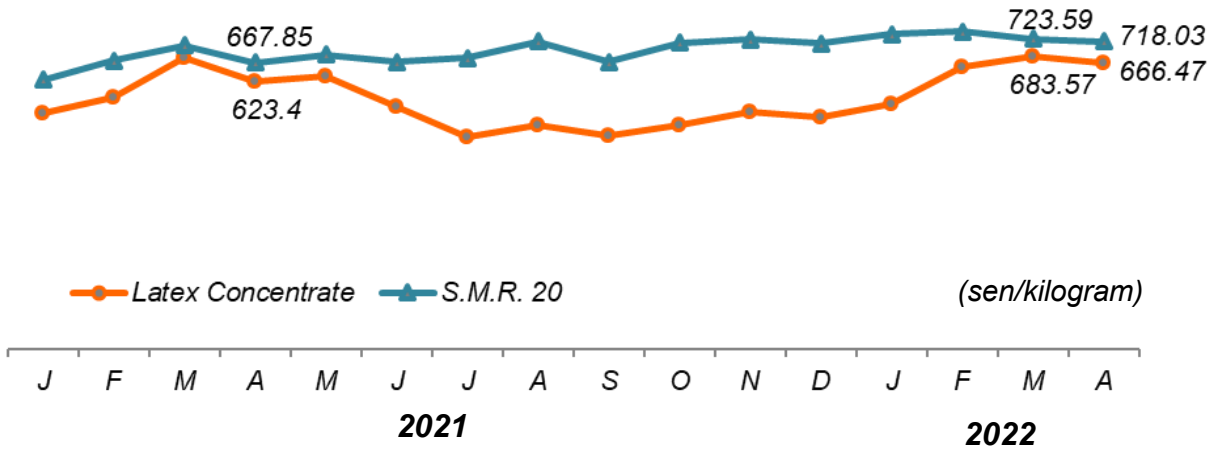

7. EMPLOYMENT IN ESTATES

A total of 8,416 paid employees recorded at the end of April 2022 with a decrease of 4.7 per cent from April 2021 but showed a decreased of 0.1 per cent (8,411 paid employees) in the previous month. The salaries & wages increased by 8.4 per cent to RM13.5 million against RM12.4 million in April 2021 and month-on-month comparison showed a different trend a decrease of 9.9 per cent.

Chart 9: Number of paid employees and salaries & wages, April 2022

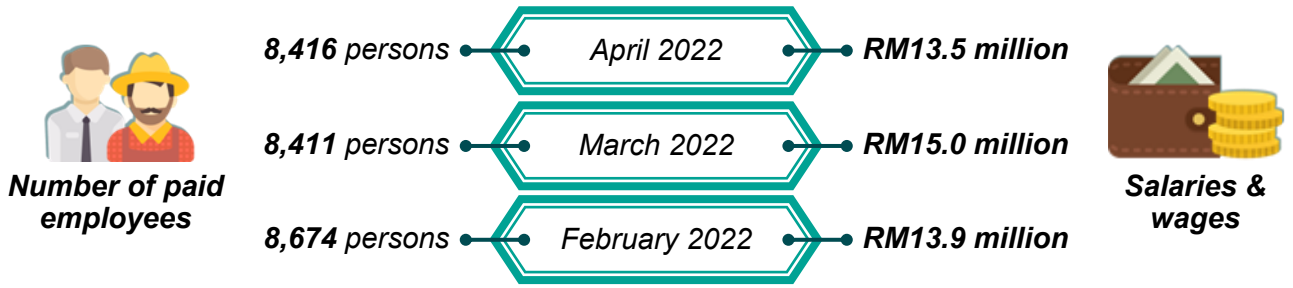

8. *PRODUCTIVITY OF ESTATES*

Productivity of natural rubber production in the estates was 50.2 kilogram per hectare in April 2022, decreased by 7.6 per cent as compared to April 2021. Month-on-month comparison also showed the productivity decreased by 18.6 per cent from 61.7 kilogram per hectare.

Chart 10: Monthly productivity of yield tapped and daily productivity of tappers

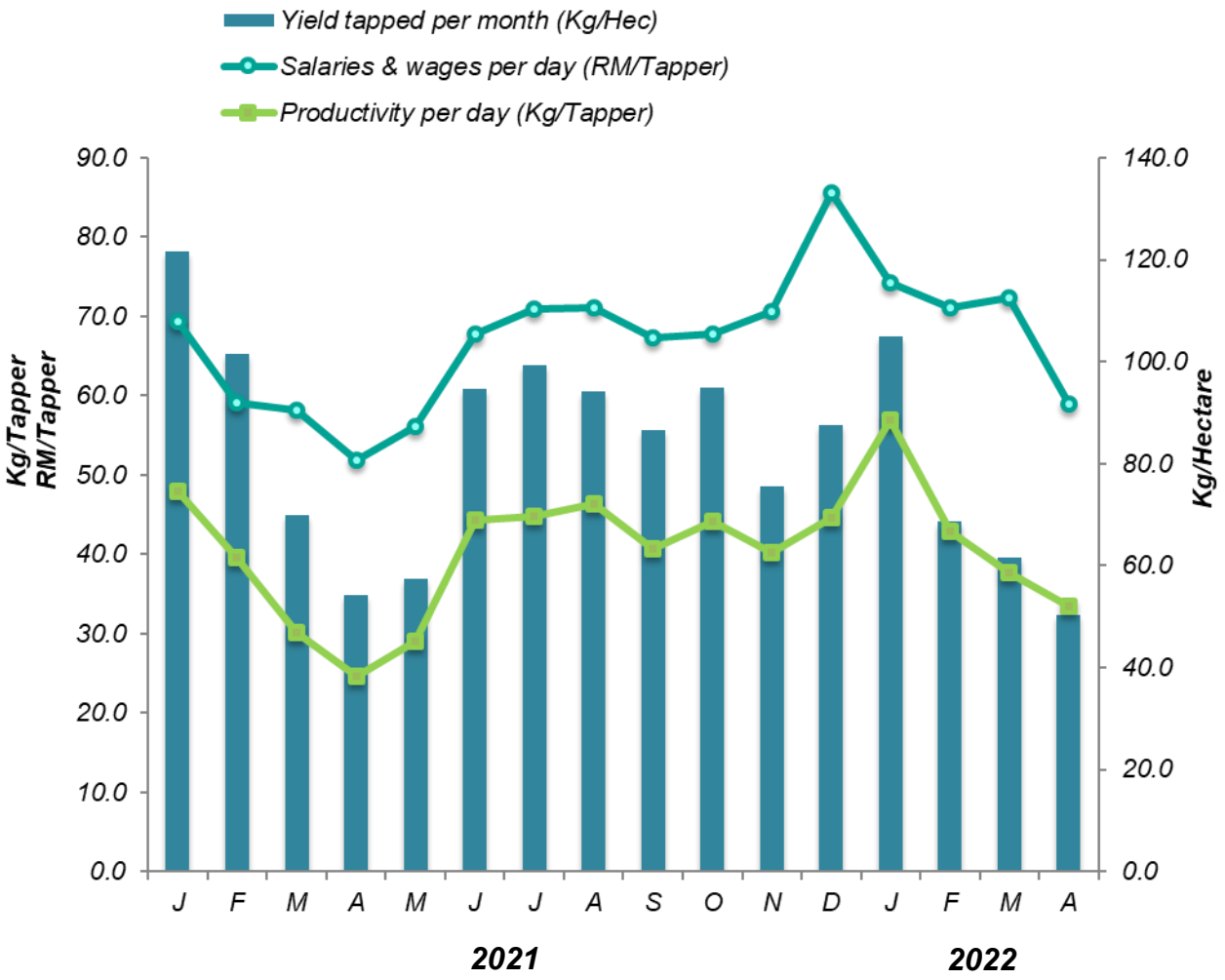

JADUAL STATISTIK

STATISTICAL TABLES

JADUAL 1 : PENAWARAN DAN PERMINTAAN GETAH ASLI

Table 1 : Supply and Demand of Natural Rubber

Tan metrik K.G.K.
Tonnes D.R.C.

Tempoh *Period*		**Penawaran** *Supply*						**Permintaan** *Demand*			
		Stok pada awal tempoh *Stocks at the beginning of period*	**Import *** *Imports*	**Pengeluaran** *Production*			**Jumlah Penawaran** *Total Supply*	**Eksport *** *Exports*	**Penggunaan Domestik** *Domestic Consumption*	**Stok pada akhir tempoh** *Stocks at the end of period*	**Jumlah Permintaan** *Total Demand*
				Estet *Estates*	**Kebun Kecil**** *Smallholdings*	**Jumlah Pengeluaran** *Total Production*					
2021		285,245	1,207,301	45,347	424,322	469,669	1,962,215	653,245	501,961	285,245	1,440,451
2020		244,930	1,221,893	56,421	458,281	514,702	1,981,525	565,165	518,732	249,551	1,333,448
2019		174,004	1,082,700	61,227	578,603	639,830	1,896,534	631,304	515,466	244,930	1,391,700
2018		230,300	1,014,783	55,453	547,876	603,329	1,848,412	638,915	515,603	174,004	1,328,522
2022	**Jan.-Apr.**[p]	285,245	479,617	14,955	112,145	127,100	891,961	210,628	170,468	297,673	678,769
2021	**Jan.-Apr.**	249,551	462,970	15,443	139,213	154,656	867,176	217,305	188,626	258,840	664,770
2022	**Apr.**[P]	310,433	106,933	2,678	19,820	22,498	439,864	58,755	42,361	297,673	398,788
	Mac	324,658	119,963	3,263	24,843	28,106	472,727	53,328	44,624	310,433	408,385
	Feb.	313,325	112,697	3,598	24,352	27,950	453,972	47,386	40,093	324,658	412,137
2021	**Apr.**	281,729	112,498	2,429	20,584	23,013	417,240	55,696	47,085	258,840	361,620
	Mac	286,117	108,561	3,162	32,906	36,068	430,747	58,852	49,742	281,729	390,323
	Feb.	280,841	109,759	4,538	45,302	49,840	440,440	54,632	44,697	286,117	385,447

Nota/*Notes* **:** [p] **Awalan /** *Provisional*

K.G.K */D.R.C* **- Kandungan Getah Kering/***Dry Rubber Content*

*** Import dan Eksport - data hanya meliputi kod getah asli di bawah HS4001.10.000 hingga HS4001.29.999**
Imports and Exports -the data only covers natural rubber codes under HS4001.10.000 to HS4001.29.999

**** Termasuk kebun kecil Lembaga Kemajuan Tanah Persekutuan (FELDA)**
Includes Federal Land Development Authority (FELDA) smallholdings

JADUAL 2 : PENGELUARAN GETAH ASLI MENGIKUT HAK MILIK

Table 2 : Production of Natural Rubber by Ownership

Tan metrik K.G.K.
Tonnes D.R.C.

Tempoh *Period*		**Estet** *Estate*			**Kebun Kecil*** *Smallholding*	**Jumlah Pengeluaran** *Total Production*
		Residen Malaysia *Malaysian Residents*	**Bukan Residen Malaysia dan Hak Milik Bersama** *Non-Malaysian Residents and Joint Ownership*	**Jumlah** *Total*		
2021		41,895	3,452	45,347	424,322	469,669
2020		52,654	3,767	56,421	458,281	514,702
2019		58,247	2,980	61,227	578,603	639,830
2018		52,286	3,167	55,453	547,876	603,329
2022	**Jan.-Apr.**[p]	14,041	913	14,955	112,145	127,100
2021	**Jan.-Apr.**	13,826	1,617	15,443	139,213	154,656
2022	**Apr.**[p]	2,509	168	2,678	19,820	22,498
	Mac	2,905	358	3,263	24,843	28,106
	Feb.	3,427	171	3,598	24,352	27,950
2021	**Apr.**	2,171	259	2,429	20,584	23,013
	Mac	2,710	452	3,162	32,906	36,068
	Feb.	4,148	390	4,538	45,302	49,840

Nota/*Notes* **:** [p] **Awalan /** *Provisional*
K.G.K / *D.R.C* **- Kandungan Getah Kering /** *Dry Rubber Content*
*** Termasuk kebun kecil Lembaga Kemajuan Tanah Persekutuan (FELDA)**
Includes Federal Land Development Authority (FELDA) smallholdings

JADUAL 3 : EKSPORT GETAH ASLI MENGIKUT JENIS TERPILIH

Table 3 : Exports of Natural Rubber by Selected Types

Tan metrik K.G.K.
Tonnes D.R.C.

Jenis *Type*	Ke dan melalui Singapura *To and via Singapore*					Terus Negeri Asing *Direct Foreign*					Jumlah *Total*				
	2022			Jumlah Terkumpul *Cumulative*		2022			Jumlah Terkumpul *Cumulative*		2022			Jumlah Terkumpul *Cumulative*	
	Apr.[p]	Mac.	Feb.	Jan.-Apr.[p] 2022	Jan.-Apr. 2021	Apr.[p]	Mac.	Feb.	Jan.-Apr.[p] 2022	Jan.-Apr. 2021	Apr.[p]	Mac.	Feb.	Jan.-Apr.[p] 2022	Jan.-Apr. 2021
Getah Asap Berbunga *Ribbed Smoked Sheets*	-	-	1	1	-	49	58	-	147	22	49	58	1	148	22
Lateks Pekat *Latex Concentrate*	3	3	1	9	10	1,556	1,825	1,017	5,948	7,318	1,559	1,828	1,018	5,957	7,328
Getah Mutu Malaysia *Standard Malaysian Rubber*	101	6	-	107	47	57,009	51,142	46,323	204,011	209,379	57,110	51,148	46,323	204,118	209,426
Jenis-jenis lain *Other types*	-	-	-	-	-	37	294	44	405	530	37	294	44	405	530
Jumlah *Total*	**103**	**9**	**2**	**117**	**57**	**58,651**	**53,319**	**47,384**	**210,511**	**217,248**	**58,755**	**53,328**	**47,386**	**210,628**	**217,305**

Jenis *Type*	Ke dan melalui Singapura *To and via Singapore*				Terus Negeri Asing *Direct Foreign*				Jumlah *Total*			
	2021	2020	2019	2018	2021	2020	2019	2018	2021	2020	2019	2018
Getah Asap Berbunga *Ribbed Smoked Sheets*	-	-	3	2	3,305	285	2,394	1,288	3,305	286	2,397	1,290
Lateks Pekat *Latex Concentrate*	27	43	35	73	21,079	19,631	23,153	26,945	21,106	19,674	23,188	27,019
Getah Mutu Malaysia *Standard Malaysian Rubber*	66	2,916	11,866	7,627	624,268	541,550	593,191	601,807	624,334	544,465	605,056	609,435
Jenis-jenis lain *Other types*	-	-	-	-	4,501	741	662	1,172	4,501	741	662	1,172
Jumlah *Total*	**93**	**2,959**	**11,904**	**7,703**	**653,152**	**562,206**	**619,400**	**631,212**	**653,245**	**565,165**	**631,304**	**638,915**

Nota/*Notes* **:** [p] **Awalan /** *Provisional*
K.G.K / *D.R.C* **- Kandungan Getah Kering /** *Dry Rubber Content*
Jumlah berbeza disebabkan pembundaran / *The total differs due to rounding*

JADUAL 4 : EKSPORT GETAH ASLI MENGIKUT NEGARA YANG DITUJU
Table 4 : Exports of Natural Rubber by Country of Destination

Tan metrik K.G.K.
Tonnes D.R.C.

Negara-Negara Utama *Major Countries*	2021	2020	2019	2018	2022			Jumlah Terkumpul *Cumulative*	2021			Jumlah Terkumpul *Cumulative*
					Apr.[P]	Mac.	Feb.	Jan.-Apr.[P] 2022	Apr.	Mac	Feb.	Jan.-Apr. 2021
Afrika Selatan *South Africa*	4,506	3,564	4,152	5,179	225	444	485	1,354	262	286	524	1,213
Amerika Syarikat/*U.S.A*	39,186	18,655	25,028	17,487	6,652	1,577	2,409	14,235	2,185	2,805	1,474	8,002
Argentina	5,796	3,620	4,505	2,576	239	568	282	1,811	272	601	690	2,024
Belanda/*Netherlands*	1,079	2,671	2,892	2,651	41	94	77	284	103	297	40	461
Belgium	7,481	1,790	2,498	3,773	10	20	-	73	90	101	6,904	7,135
Brazil	12,036	10,987	14,033	11,313	993	1,295	993	4,756	694	1,351	1,443	4,755
China	315,556	292,689	309,358	311,688	23,328	27,008	24,035	93,651	31,964	30,510	22,102	105,439
Finland	25,885	18,467	27,317	24,628	2,621	3,125	706	8,407	1,310	3,105	2,117	8,588
Greece	273	382	151	284	10	9	20	89	31	9	50	119
Hong Kong	41	31	30	108	1	-	10	21	-	-	-	10
Iran, Republik Islam *Iran, Islamic Republic of*	15,076	20,132	27,296	34,589	1,489	2,177	524	5,841	888	1,008	1,389	7,355
Itali/*Italy*	5,216	6,195	9,369	6,346	632	544	323	2,014	607	623	480	2,309
Jepun/*Japan*	5,081	2,454	3,598	4,312	686	574	390	2,149	211	314	1,191	2,223
Jerman/*Germany*	28,596	57,442	71,080	89,673	1,329	1,799	1,648	6,467	4,511	3,772	4,601	15,732
Kanada/*Canada*	3,561	2,758	1,552	1,956	343	423	202	989	592	373	222	1,550
Korea, Rep. *Korea, Rep. of*	8,575	9,139	12,205	14,124	468	397	531	2,095	771	607	504	2,748

Nota/*Notes* **:** [P] **Awalan /** *Provisional*
K.G.K / *D.R.C* - Kandungan Getah Kering / *Dry Rubber Content*

JADUAL 4 : EKSPORT GETAH ASLI MENGIKUT NEGARA YANG DITUJU (samb.)

Table 4 : Exports of Natural Rubber by Country of Destination (cont'd)

Tan metrik K.G.K.
Tonnes D.R.C.

Negara-Negara Utama *Major Countries*	**2021**	**2020**	**2019**	**2018**	**2022**			**Jumlah Terkumpul** *Cumulative*	**2021**			**Jumlah Terkumpul** *Cumulative*
					Apr.[p]	**Mac**	**Feb.**	**Jan.-Apr.[P] 2022**	**Apr.**	**Mac**	**Feb.**	**Jan.-Apr. 2021**
Mesir/*Egypt*	8,715	7,642	9,170	7,969	1,857	917	755	4,403	612	1,076	454	2,641
Mexico	1,771	257	1,995	4,677	262	744	181	1,408	79	-	60	139
Pakistan	10,998	2,446	2,492	3,724	473	714	60	2,289	311	924	725	2,806
Perancis/*France*	9,650	6,176	7,613	7,774	143	469	340	1,561	672	319	372	1,647
Poland	1,237	1,373	1,951	3,154	70	125	132	372	86	114	103	384
Portugal	3,327	4,980	8,075	8,570	152	101	323	999	806	262	444	1,593
Sepanyol/*Spain*	2,304	2,229	1,945	1,701	99	65	38	243	150	237	207	742
Singapura *Singapore*	52	60	755	704	3	9	2	16	0	13	2	16
Sweden	426	482	696	866	13	26	20	79	35	45	97	180
Taiwan	4,068	13,728	12,097	5,032	160	139	543	981	323	240	1,206	2,814
Turki/*Turkey*	16,809	14,814	13,632	15,897	1,482	1,721	1,608	6,274	1,439	1,274	788	5,949
Ukraine	42	57	59	84	-	-	11	11	21	10	-	31
United Kingdom	2,118	2,512	4,450	5,258	104	222	101	496	226	207	396	935
Vietnam	1,822	3,093	7,555	5,608	20	41	10	112	150	337	221	867
Negara lain *Other countries*	111,963	54,338	43,754	37,212	14,849	7,979	10,628	47,147	6,292	8,033	5,829	26,896
Jumlah *Total*	**653,245**	**565,165**	**631,304**	**638,915**	**58,755**	**53,328**	**47,386**	**210,628**	**55,696**	**58,852**	**54,632**	**217,305**

Nota/*Notes* **:** [p] **Awalan /** *Provisional*
K.G.K / *D.R.C* **- Kandungan Getah Kering /** *Dry Rubber Content*
Jumlah berbeza disebabkan pembundaran / *The total differs due to rounding*

JADUAL 5: EKSPORT GETAH MUTU MALAYSIA (G.M.M.) MENGIKUT GRED
Table 5: Exports of Standard Malaysian Rubber (S.M.R.) by Grade

Tan metrik K.G.K.
Tonnes D.R.C.

Gred *Grade*					**2022**			**Jumlah Terkumpul** *Cumulative*	**2021**			**Jumlah Terkumpul** *Cumulative*
	2021	**2020**	**2019**	**2018**	**Apr.[p]**	**Mac**	**Feb.**	**Jan.-Apr.[p] 2022**	**Apr.**	**Mac**	**Feb.**	**Jan.-Apr. 2021**
G.M.M. L *S.M.R. L*	759	1,072	1,358	1,736	20	101	40	200	81	70	80	339
G.M.M. 5 *S.M.R. 5*	3,003	3,011	2,661	3,378	222	262	202	847	60	444	330	1,256
G.M.M. 10 *S.M.R. 10*	165,867	143,681	183,980	196,819	18,308	13,633	12,405	57,616	11,948	13,827	17,357	55,770
G.M.M. 20 *S.M.R. 20*	418,311	366,475	382,419	369,172	33,594	34,409	31,318	131,576	38,737	39,404	30,938	140,014
G.M.M. GP *S.M.R. GP*	19,534	16,846	23,033	27,843	1,806	1,819	1,535	6,438	1,826	1,302	2,150	6,137
G.M.M. CV *S.M.R. CV*	9,333	10,995	9,459	7,422	743	517	320	2,203	760	637	1,571	4,253
Lain-Lain * *Others*	7,528	2,384	2,146	3,064	2,416	406	505	5,238	365	605	282	1,657
Jumlah *Total*	**624,334**	**544,465**	**605,056**	**609,435**	**57,110**	**51,148**	**46,323**	**204,118**	**53,777**	**56,289**	**52,707**	**209,426**

Nota/*Notes* **:** [p] **Awalan /** *Provisional*
*** Lain-lain termasuk** *housegrade / Others includes housegrade*
K.G.K / *D.R.C* **- Kandungan Getah Kering /** *Dry Rubber Content*
Jumlah berbeza disebabkan pembundaran / *The total differs due to rounding*

JADUAL 6 : IMPORT GETAH ASLI MENGIKUT JENIS TERPILIH

Table 6 : Imports of Natural Rubber by Selected Types

Tan metrik K.G.K.

Tonnes D.R.C.

Jenis *Type*	Dari dan melalui Singapura *From and via Singapore*					Terus Negeri Asing *Direct Foreign*					Jumlah *Total*				
	2022			Jumlah Terkumpul *Cumulative*		2022			Jumlah Terkumpul *Cumulative*		2022			Jumlah Terkumpul *Cumulative*	
	Apr.[p]	Mac	Feb.	Jan.-Apr.[p] 2022	Jan.-Apr. 2021	Apr.[p]	Mac	Feb.	Jan.-Apr.[p] 2022	Jan.-Apr. 2021	Apr.[p]	Mac	Feb.	Jan.-Apr.[p] 2022	Jan.-Apr. 2021
Getah Asap Berbunga *Ribbed Smoked Sheets*	-	84	490	2,222	4,740	12,042	18,384	11,037	59,249	15,948	12,042	18,468	11,527	61,471	20,688
Lateks Pekat *Latex Concentrate*	1	-	-	1	-	29,364	32,271	27,881	121,869	127,222	29,364	32,271	27,881	121,870	127,222
Getah Berpiawaian* *Standard Rubber*	-	1,260	840	2,100	112	13,160	13,661	17,779	63,574	62,673	13,160	14,921	18,619	65,674	62,785
Jenis-jenis lain *Other types*	935	1,276	61	2,909	4,983	51,432	53,027	54,609	227,693	247,292	52,367	54,303	54,670	230,602	252,275
Jumlah *Total*	**936**	**2,620**	**1,391**	**7,232**	**9,834**	**105,997**	**117,344**	**111,306**	**472,385**	**453,135**	**106,933**	**119,963**	**112,697**	**479,617**	**462,970**

Jenis *Type*	Dari dan melalui Singapura *From and via Singapore*				Terus Negeri Asing *Direct Foreign*				Jumlah *Total*			
	2021	2020	2019	2018	2021	2020	2019	2018	2021	2020	2019	2018
Getah Asap Berbunga *Ribbed Smoked Sheets*	8,160	6,770	924	20	80,552	29,801	46,210	48,080	88,712	36,571	47,134	48,100
Lateks Pekat *Latex Concentrate*	7	597	2	-	337,247	347,714	312,005	333,427	337,254	348,311	312,006	333,427
Getah Berpiawaian* *Standard Rubber*	262	318	1	318	165,251	192,548	226,200	226,836	165,513	192,865	226,202	227,153
Jenis-jenis lain *Other types*	12,048	18,511	7,538	12,040	603,773	625,635	489,819	394,063	615,822	644,146	497,358	406,102
Jumlah *Total*	**20,478**	**26,195**	**8,465**	**12,377**	**1,186,823**	**1,195,697**	**1,074,235**	**1,002,406**	**1,207,301**	**1,221,893**	**1,082,700**	**1,014,783**

Nota/*Notes* **:** [p] **Awalan /** *Provisional*

*** Piawaian getah secara teknikal setaraf dengan G.M.M. /** *Rubber by technical standard similar to S.M.R.*

K.G.K / *D.R.C* **- Kandungan Getah Kering /** *Dry Rubber Content*

Jumlah berbeza disebabkan pembundaran / *The total differs due to rounding*

JADUAL 7 : IMPORT GETAH ASLI MENGIKUT NEGARA ASAL

Table 7: Imports of Natural Rubber by Country of Origin

Tan metrik K.G.K.
Tonnes D.R.C.

Negara Asal *Country of Origin*	Dari dan melalui Singapura *From and via Singapore*					Terus Negeri Asing *Direct Foreign*					Jumlah *Total*				
	2022			Jumlah Terkumpul *Cumulative*		2022			Jumlah Terkumpul *Cumulative*		2022			Jumlah Terkumpul *Cumulative*	
	Apr.[p]	Mac	Feb.	Jan.-Apr.[p] 2022	Jan.-Apr. 2021	Apr.[p]	Mac	Feb.	Jan.-Apr.[p] 2022	Jan.-Apr. 2021	Apr.[p]	Mac	Feb.	Jan.-Apr.[p] 2022	Jan.-Apr. 2021
Indonesia Rep.	-	-	-	-	-	1,266	513	84	2,031	3,784	1,266	513	84	2,031	3,784
Kemboja/*Cambodia*	-	-	-	-	-	24	399	250	674	732	24	399	250	674	732
India	-	-	-	-	-	1,348	1,325	1,138	4,098	6,600	1,348	1,325	1,138	4,098	6,600
Myanmar	-	840	700	3,188	4,740	10,531	17,107	11,256	53,276	15,545	10,531	17,947	11,956	56,464	20,285
Filipina/*Philippines*	-	-	-	-	-	18,756	14,393	17,305	69,663	55,522	18,756	14,393	17,305	69,663	55,522
Thailand	-	-	-	-	-	39,036	41,682	38,912	184,992	176,240	39,036	41,682	38,912	184,992	176,240
Viet Nam	-	-	-	-	-	435	475	796	3,284	3,695	435	475	796	3,284	3,695
Negara lain/*Other countries*	936	1,780	691	4,044	5,094	34,601	41,449	41,565	154,366	191,017	35,537	43,229	42,256	158,411	196,111
Jumlah *Total*	**936**	**2,620**	**1,391**	**7,232**	**9,834**	**105,997**	**117,344**	**111,306**	**472,385**	**453,135**	**106,933**	**119,963**	**112,697**	**479,617**	**462,970**

Negara Asal *Country of Origin*	Dari dan melalui Singapura *From and via Singapore*				Terus Negeri Asing *Direct Foreign*				Jumlah *Total*			
	2021	2020	2019	2018	2021	2020	2019	2018	2021	2020	2019	2018
Indonesia Rep.	0	-	22	-	6,782	19,365	4,679	3,997	6,782	19,365	4,701	3,997
Kemboja/*Cambodia*		-	-	-	1,277	1,840	9,531	17,363	1,277	1,840	9,531	17,363
India	10	-	-	23	7,361	3,147	6,735	6,291	7,372	3,147	6,735	6,313
Myanmar	6,900	6,730	902	-	74,604	21,350	36,759	27,519	81,504	28,080	37,661	27,519
Filipina/*Philippines*	-	-	200	-	156,806	130,140	110,874	98,186	156,806	130,140	111,074	98,186
Thailand	-	-	1	-	512,815	478,136	486,098	480,053	512,815	478,136	486,099	480,053
Viet Nam	-	-	-	-	9,024	14,390	42,392	75,570	9,024	14,390	42,392	75,570
Negara lain/*Other countries*	13,567	19,465	7,340	12,354	418,154	527,329	377,167	293,427	431,721	546,794	384,507	305,782
Jumlah *Total*	**20,478**	**26,195**	**8,465**	**12,377**	**1,186,823**	**1,195,697**	**1,074,235**	**1,002,406**	**1,207,301**	**1,221,893**	**1,082,700**	**1,014,783**

Nota/*Notes* : [p] **Awalan** / *Provisional*
K.G.K / *D.R.C* **- Kandungan Getah Kering** / *Dry Rubber Content*
Jumlah berbeza disebabkan pembundaran / *The total differs due to rounding*

JADUAL 8: STOK GETAH ASLI PADA AKHIR BULAN MENGIKUT BANCI

Table 8: Stocks of Natural Rubber held at the end of the month by Census

Tan metrik K.G.K.
Tonnes D.R.C.

Banci *Census* / Pada akhir bulan *At the end of the month*	2022			2021		
	Apr.[p]	**Mac**	**Feb.**	**Apr.**	**Mac**	**Feb.**
Estet Getah *Rubber Estates*	119	239	331	222	272	374
Pemproses Getah *Rubber Processors*	275,427	289,208	303,574	234,317	256,904	260,827
Pengguna Getah *Rubber Consumers*	22,127	20,986	20,754	24,301	24,553	24,916
Jumlah *Total*	**297,673**	**310,433**	**324,658**	**258,840**	**281,729**	**286,117**

Nota/*Notes* **:** [p] **Awalan /** *Provisional*
K.G.K / *D.R.C* **- Kandungan Getah Kering /** *Dry Rubber Content*

JADUAL 9 : PENGELUARAN DAN STOK LATEKS PEKAT

Table 9 : Production and Stocks of Concentrated Latex

Tan metrik K.G.K.
Tonnes D.R.C.

Tempoh *Period*		**Pengeluaran** *Production*	**Stok pada akhir tempoh** *Stocks at the end of period*
2021		34,055	23,774
2020		34,453	24,788
2019		41,338	29,437
2018		41,071	29,636
2022	**Jan.-Apr.[p]**	10,588	21,184
2021	**Jan.-Apr.**	11,565	23,518
2022	**Apr.[p]**	2,384	21,184
	Mac.	2,077	20,687
	Feb.	2,200	21,486
2021	**Apr.**	2,011	23,518
	Mac	2,325	24,078
	Feb.	3,368	26,485

JADUAL 10 : PENGGUNAAN DOMESTIK GETAH ASLI MENGIKUT INDUSTRI

Table 10 : Domestic Consumption of Natural Rubber by Industry

Tan metrik K.G.K.
Tonnes D.R.C.

Tempoh *Period*	**Keterangan Industri** *Industry Description*	**Industri tayar dan tiub** *Tyres and tubes industries*	**Membuat kasut getah** *Manufacture of rubber footwear*	**Membuat produk getah lain, t.k.m.** *Manufacture of other rubber products, n.e.c.*								**Semua industri pembuatan lain yang menggunakan getah asli** *All other manufacturing industries consuming natural rubber* **(a)**	**Jumlah** *Total*
				Campuran getah *Rubber compound*	**Gelang getah** *Rubber bands*	**Kepingan-kepingan getah** *Rubber sheeting*	**Produk lateks** *Latex products*				**Produk getah lain** *Other rubber products*		
							Sarung tangan getah *Rubber gloves*	**Benang getah** *Rubber thread*	**Foam** *Foam*	**Produk lateks lain** *Other latex products*			
2021		31,259	388	1,418	1,930	5,583	380,488	43,593	5,265	13,740	8,996	9,303	501,961
2020		32,640	346	1,690	1,866	4,162	401,566	40,029	5,948	13,113	9,322	8,050	518,732
2019		35,386	559	1,675	2,311	5,171	391,007	39,968	7,155	12,961	10,831	8,442	515,466
2018		35,222	509	1,632	2,273	5,191	389,177	41,610	7,423	14,326	11,020	7,220	515,603
2022	**Jan.-Apr.**[p]	11,939	114	578	653	2,865	127,142	15,377	1,535	4,679	2,630	2,956	170,468
2021	**Jan.-Apr.**	13,079	141	443	750	1,346	142,922	16,303	1,673	4,668	3,594	3,708	188,626
2022	**Apr.**[p]	3,056	29	172	167	945	31,623	3,405	367	1,148	599	851	42,361
	Mac	3,237	38	165	193	622	33,239	3,876	374	1,261	608	1,012	44,624
	Feb.	2,696	27	115	154	667	29,951	3,869	361	1,097	700	456	40,093
2021	**Apr.**	3,588	29	132	184	448	34,709	4,198	366	1,203	963	1,266	47,085
	Mac	3,678	26	130	201	413	37,430	4,216	391	1,301	1,026	929	49,742
	Feb.	3,013	27	78	194	272	34,764	3,583	362	911	824	669	44,697

Nota/Notes : [p] **Awalan /** *Provisional*

K.G.K / *D.R.C* **- Kandungan Getah Kering /** *Dry Rubber Content*

(a) Semua industri pembuatan lain yang menggunakan getah asli mengikut keterangan industri termasuk industri membuat tali-temali, tali dan pintal, membuat keluaran pulpa, kertas dan kertas tebal, t.k.m., membuat keluaran-keluaran kimia, t.k.m., membuat keluaran-keluaran plastik, t.k.m., bengkel-bengkel, kabel dan dawai, membuat bahagian pengganti kereta motor dan kelengkapannya, membuat dan memasang basikal, basikal roda tiga dan beca.

All other manufacturing industries consuming natural rubber according to industry description includes cordage, rope and twine industries, manufacture of pulp, paper and paperboard articles, n.e.c., manufacture of chemical products, n.e.c., manufacture of plastic products, n.e.c., foundries, cables and wires, manufacture of motor vehicle parts and accessories, manufacture and assembly of bicycles, tricycles and trishaws.

JADUAL 11: HARGA PURATA BULANAN BAGI GETAH ASLI
Table 11 : Average Monthly Price of Natural Rubber

Sen/Kg

Tempoh *Period*		**Harga di ladang** *Farmgate price*		**Sebut Harga pada waktu tengah hari - "F.O.B."**** *Noon Quotations - F.O.B.*						
		Susu Getah Cair *Field Latex*	**Sekerap** *Scrap*	**Lateks Pekat*** *Latex Concentrate*	**Getah Mutu Malaysia (1 - Pallet tan metrik)** *Standard Malaysian Rubber (1 - Tonne pallet)*					
					G.M.M. CV *S.M.R. CV*	**G.M.M. L** *S.M.R. L*	**G.M.M. 5** *S.M.R. 5*	**G.M.M. GP** *S.M.R. GP*	**G.M.M. 10** *S.M.R. 10*	**G.M.M. 20** *S.M.R. 20*
2021		633.10	555.11	563.86	959.76	949.76	699.94	696.94	689.94	687.94
2020		521.11	406.99	491.01	838.34	828.34	560.03	557.03	550.03	548.03
2019		478.84	436.50	452.63	822.95	808.09	589.68	586.68	579.68	577.68
2018		442.86	400.82	429.90	714.17	666.27	555.56	552.56	545.56	543.56
2022	**Jan.-Apr.**	713.26	596.78	646.85	1,098.09	1,088.09	740.61	737.61	730.61	728.61
2021	**Jan.-Apr.**	669.13	532.09	614.71	1,044.51	1,034.51	683.10	680.10	673.10	671.10
2022	**Apr.**	765.14	586.65	666.47	1,130.82	1,120.82	730.03	727.03	720.03	718.03
	Mac	764.38	591.02	683.57	1,159.26	1,149.26	735.59	732.59	725.59	723.59
	Feb.	695.82	606.41	658.14	1,116.94	1,106.94	752.47	749.47	742.47	740.47
2021	**Apr.**	715.97	535.78	623.40	1,059.08	1049.08	679.85	676.85	669.85	667.85
	Mac	730.15	583.15	680.20	1,153.63	1,143.63	719.89	716.89	709.89	707.89
	Feb.	643.99	522.34	587.91	999.85	989.85	684.68	681.68	674.68	672.68

Nota/*Notes* **:** *** 60% Kandungan Getah Kering (K.G.K)** / *60% Dry Rubber Content (D.R.C.)*
** **F.O.B.** - *Free On Board*

Punca: Lembaga Getah Malaysia (LGM)
Source: Malaysian Rubber Board (MRB)

JADUAL 12 : GUNA TENAGA DAN GAJI & UPAH DIBAYAR MENGIKUT KATEGORI PEKERJA DI ESTET GETAH

Table 12 : Employment and Salaries & Wages Paid in Rubber Estates by Category of Workers

Seperti pada akhir tempoh *As at end of period*		**Pekerja bergaji dan Gaji & Upah** *Employees and Salaries & Wages*											
		Pekerja diambil secara langsung *Employees directly employed*						**Pekerja diambil secara kontrak** *Employees on contract basis*				**Jumlah** *Total*	
		Kakitangan Pentadbiran *Administrative Staff*		**Pekerja Estet** *Estate Workers*		**Pekerja Kilang** *Factory Workers*		**Pekerja Estet** *Estate Workers*		**Pekerja Kilang** *Factory Workers*			
		Bilangan pekerja *Number of workers*	**Gaji & Upah** *Salaries & Wages* **(RM'000)**	**Bilangan pekerja** *Number of workers*	**Gaji & Upah** *Salaries & Wages* **(RM'000)**	**Bilangan pekerja** *Number of workers*	**Gaji & Upah** *Salaries & Wages* **(RM'000)**	**Bilangan pekerja** *Number of workers*	**Gaji & Upah** *Salaries & Wages* **(RM'000)**	**Bilangan pekerja** *Number of workers*	**Gaji & Upah** *Salaries & Wages* **(RM'000)**	**Bilangan pekerja** *Number of workers*	**Gaji & Upah** *Salaries & Wages* **(RM'000)**
2021	**Dis.**	1,639	4,612	4,790	8,926	-	-	1,557	2,280	-	-	7,986	15,819
2020	**Dis.**	1,723	4,484	5,954	10,719	48	101	2,003	3,030	-	-	9,728	18,334
2019	**Dis.**	1,904	4,820	6,967	12,227	64	127	2,124	3,540	-	-	11,059	20,714
2018	**Dis.**	1,904	4,845	7,506	11,268	30	48	2,041	2,697	-	-	11,481	18,858
2022	**Apr.**[p]	1,880	5,276	4,601	6,025	-	-	1,935	2,187	-	-	8,416	13,488
	Mac	1,756	4,632	4,662	7,568	-	-	1,993	2,764	-	-	8,411	14,964
	Feb.	1,818	4,532	4,881	6,210	-	-	1,975	3,170	-	-	8,674	13,912
2021	**Apr.**	1,800	4,154	5,326	6,598	28	35	1,676	1,651			8,830	12,438
	Mac	1,676	4,013	5,559	7,668	20	37	1,889	2,302	-	-	9,144	14,020
	Feb.	1,709	4,019	5,626	7,101	44	74	1,890	2,653	-	-	9,269	13,847

Nota/*Notes* **:** [p] **Awalan** / *Provisional*

JADUAL 13 : PRODUKTIVITI PENGELUARAN DAN PENOREH BAGI ESTET GETAH

Table 13 : Productivity of Production and Tappers in Rubber Estates

Tempoh *Period*		**Bilangan pekerja pada akhir tempoh** *Number of workers at end of period*				**Gaji & Upah (RM '000)** *Salaries & Wages*				**Keluasan ditanam pada akhir tempoh** *Planted area at end of period* **(Hektar)** (*Hectare*)	**Pengeluaran** *Production* **(Kg K.G.K)** *(Kg D.R.C)*	**Keluasan ditoreh pada akhir tempoh** *Tapped area at end of period* **(Hektar)** (*Hectare*)	**Purata bil. hari menoreh** *Average number of tapping days*	**Produktiviti pengeluaran** *Productivity of production* **(Kg/Hek)** *(Kg/Ha)*	**Produktiviti penoreh (sehari)** *Productivity of tappers (per day)*	
		Pekerja Estet *Estate Workers*		**Lain-Lain** *Others*	**Jumlah** *Total*	**Pekerja Estet** *Estate Workers*		**Lain-Lain** *Others*	**Jumlah** *Total*							
		Penoreh *Tappers*	**Pekerja Ladang** *Field Workers*			**Penoreh** *Tappers*	**Pekerja Ladang** *Field Workers*								**(RM)**	**(Kg K.G.K)** *(Kg D.R.C.)*
2021		4,232	2,115	1,647	7,994	75,305	40,753	49,996	166,054	85,617	45,347,184	43,143	246	1,051.1	72.5	43.6
2020		5,455	2,502	1,779	9,736	90,759	44,881	51,627	187,267	91,013	56,420,718	43,234	253	1,305.0	65.8	40.9
2019		5,994	3,097	1,976	11,067	100,256	52,710	56,452	209,418	95,354	61,227,315	43,533	260	1,406.5	64.4	39.3
2018		6,235	3,312	1,936	11,483	93,424	43,424	48,866	185,714	73,461	55,452,999	39,485	254	1,404.4	59.1	35.1
2022	**Jan.-Apr.**[p]	4,320	2,213	1,891	8,424	24,004	14,918	19,252	58,174	105,454	14,954,882	53,311	77	280.5	71.9	44.8
2021	**Jan.-Apr.**	4,900	2,102	1,836	8,838	25,623	12,642	16,464	54,730	105,199	15,442,596	44,715	84	345.4	62.5	37.7
2022	**Apr.**[p]	4,320	2,213	1,891	8,424	4,717	3,489	5,282	13,488	105,454	2,677,504	53,311	18	50.2	59.0	33.5
	Mac	4,460	2,195	1,764	8,419	6,261	4,071	4,632	14,964	105,199	3,262,746	52,884	19	61.7	72.3	37.7
	Feb.	4,593	2,263	1,826	8,682	5,957	3,424	4,532	13,912	104,214	3,598,394	52,452	18	68.6	71.0	42.9
2021	**Apr.**	4,900	2,102	1,836	8,838	5,120	3,129	4,189	12,438	85,091	2,429,308	44,715	20	54.3	51.8	24.6
	Mac	5,043	2,114	1,694	8,851	6,121	3,350	4,003	13,474	85,231	3,162,120	45,240	21	69.9	58.3	30.1
	Feb.	5,263	2,253	1,761	9,277	6,765	2,989	4,093	13,847	86,006	4,537,981	44,662	22	101.6	59.1	39.7

Nota/*Notes* : [p] **Awalan** / *Provisional*

K.G.K / *D.R.C* **- Kandungan Getah Kering /** *Dry Rubber Content*

JADUAL 14 : PENGELUARAN, KELUASAN DITOREH DAN PURATA BILANGAN HARI MENOREH BAGI ESTET GETAH MENGIKUT NEGERI

Table 14 : Production, Tapped Area and Average Number of Tapping Days in Rubber Estates by State

Negeri *State* **(a)**	**Bilangan estet** *Number of estates*	**Pengeluaran** *Production* **Tan metrik K.G.K.** *Tonnes D.R.C.*			**Keluasan ditoreh pada akhir tempoh** *Tapped area at end of period* **Hektar** *Hectare*			**Purata bilangan hari menoreh** *Average number of tapping days*		
		2022			**2022**			**2022**		
		Apr.[P]	**Mac.**	**Feb.**	**Apr.[P]**	**Mac.**	**Feb.**	**Apr.[P]**	**Mac.**	**Feb.**
Johor	15	221	289	334	5,235	5,177	5,277	19	22	21
Kedah & Perlis	35	244	195	306	9,598	9,571	9,756	20	18	18
Kelantan & Terengganu	55	843	898	799	16,040	16,356	15,343	18	19	17
Melaka & Negeri Sembilan	14	90	132	174	4,529	4,489	4,535	17	20	19
Pahang	18	255	416	759	7,244	7,302	7,074	17	20	18
Perak	16	697	828	779	2,659	2,665	2,518	17	18	15
Selangor	9	133	92	160	2,979	2,397	2,711	26	26	25
Sabah & Sarawak	7	195	412	288	5,027	4,927	5,238	20	24	22
Jumlah *Total*	**169**	**2,678**	**3,263**	**3,598**	**53,311**	**52,884**	**52,452**	**18**	**19**	**18**

Nota/*Notes* **:** [P] **Awalan /** *Provisional*

(a) Tiada estet direkodkan bagi negeri Pulau Pinang / *No estates were recorded in Pulau Pinang.*

K.G.K / *D.R.C* **- Kandungan Getah Kering /** *Dry Rubber Content*

NOTA TEKNIKAL

TECHNICAL NOTES

NOTA TEKNIKAL

1. Pendahuluan

Penerbitan ini memuatkan perangkaan utama getah asli yang diperoleh daripada Banci Estet Getah (RE), Banci Pemproses Getah (RP) dan Banci Pengguna Getah (RC) yang dilaksanakan setiap bulan.

2. Objektif

Objektif utama penerbitan ini adalah untuk memaparkan perangkaan getah asli berkaitan pengeluaran, import, eksport, penggunaan domestik dan stok. Di samping itu, data harga, bilangan pekerja, gaji & upah dan produktiviti di estet getah turut dimuatkan. Perangkaan ini akan membantu dalam perancangan dan penggubalan dasar serta pembuat keputusan bagi industri berasaskan getah.

3. Kuasa perundangan

Banci ini dilaksanakan di bawah Akta Perangkaan 1965 (Disemak 1989). Seksyen 5 di bawah Akta ini menghendaki mana-mana pertubuhan yang beroperasi di Malaysia untuk memberikan maklumat sebenar atau anggaran terbaik kepada Jabatan. Mengikut Akta ini, kandungan soal selidik yang diterima adalah sulit dan hanya angka agregat diterbitkan. Sementara itu, Seksyen 7 di bawah Akta yang sama memperuntukkan denda kepada responden yang gagal memberi kerjasama kepada banci yang dijalankan.

4. Skop dan liputan

Banci ini meliputi semua estet getah, kilang pemproses getah dan kilang pengguna getah di Malaysia yang berdaftar dengan Suruhanjaya Syarikat Malaysia (SSM), Lembaga Getah Malaysia (LGM) dan Pihak Berkuasa Kemajuan Pekebun Kecil Perusahaan Getah (RISDA).

Banci RE meliputi industri penanaman pokok getah (estet). Industri peringkat 5 digit (01291) ini dikelaskan mengikut Piawaian Klasifikasi Industri Malaysia (MSIC) 2008. Banci RP meliputi kilang-kilang yang memproses getah asli mentah untuk menjadi produk separa siap (Contoh: Getah Mutu Malaysia (G.M.M.), susu getah pekat, dsb.). Manakala banci RC meliputi kilang-kilang yang mengguna getah asli mentah/produk separuh siap dan diproses menjadi produk siap (Contoh: tayar, sarung tangan getah dsb.).

5. Rangka (sumber)

Rangka banci getah dikemas kini setiap tahun untuk mengambil kira pertubuhan baru dan sebarang perubahan yang berlaku kepada pertubuhan seperti tutup, tidak beroperasi, perubahan jenis aktiviti, lokasi kilang atau alamat pos.

6. Metodologi

Banci ini dilaksanakan secara mel menggunakan borang soal selidik RE, RP dan RC. Responden diberi tempoh satu bulan untuk melengkap dan mengembalikan borang soal selidik tersebut kepada Jabatan ini. Kerja luar dijalankan untuk mendapatkan borang lengkap daripada pertubuhan yang tidak respons.

7. Konsep dan definisi

Konsep dan definisi yang digunakan adalah berasaskan kepada syor-syor Pejabat Perangkaan Pertubuhan Bangsa-Bangsa Bersatu[1] dan *The Association of Natural Rubber Producing Countries (ANRPC)*. Konsep berkenaan mengikut amalan yang sudah diterima pakai bagi memudahkan perbandingan data dibuat di peringkat antarabangsa.

8. Takrif industri getah

Estet getah

(i) Semua kawasan, bersambungan atau berpecah-pecah dengan keluasan tidak kurang daripada 40.47 hektar (100 ekar), ditanam dengan getah atau di mana penanaman getah dibenarkan dan di bawah satu hak milik yang sah; atau

(ii) Mana-mana keluasan tanaman getah yang telah wujud dalam estet kelapa, koko atau kelapa sawit.

Kebun kecil getah

Meliputi semua kawasan, bersambungan atau berpecah-pecah, berjumlah kurang daripada 40.47 hektar (100 ekar), ditanam dengan getah atau di mana penanaman getah dibenarkan dan di bawah satu hak milik yang sah. Kebun kecil getah terdiri daripada tersusun dan tidak tersusun. Kebun kecil yang tersusun meliputi kawasan di bawah rancangan kerajaan seperti berikut:-

(i) Lembaga Kemajuan Tanah Persekutuan (FELDA);

(ii) Pihak Berkuasa Kemajuan Pekebun Kecil Perusahaan Getah (RISDA);

(iii) Lembaga Penyatuan dan Pemulihan Tanah Negara (FELCRA);

(iv) Rancangan tanah Kerajaan Persekutuan yang lain; dan

(v) Rancangan tanah Kerajaan Negeri.

[1] *International Recommendations for Industrial Statistics, United Nations' Statistical Office, Statistical Papers, Series, M No. 90, United Nations, New York, 2009.*

Keluasan ditanam

Keluasan bertanam dengan getah (matang dan/atau belum matang) dan tidak terbiar selama-lamanya.

Keluasan ditoreh

Keluasan di bawah getah matang yang telah ditoreh termasuk kawasan yang "direhatkan" di bawah sistem giliran torehan.

Pengeluaran

Pengeluaran getah asli merujuk kepada kandungan getah kering (KGK) bagi susu getah cair, getah keping dan skrap (getah buku dan getah kulit) yang dihasilkan oleh estet dan pekebun kecil. Data ini dikumpul dari data pembelian getah mentah oleh kilang pemproses (RP).

Hasil

Hasil diperoleh dengan membahagikan jumlah pengeluaran dengan purata luas hektar yang ditoreh pada bulan rujukan.

Data import dan eksport dikumpul oleh Jabatan daripada borang pengikraran import dan eksport yang diperoleh daripada Jabatan Kastam Diraja Malaysia dan Lembaga-Lembaga Zon Bebas. Angka perdagangan luar negeri Malaysia tidak termasuk perdagangan antara kawasan iaitu antara Semenanjung Malaysia, Sabah dan Sarawak.

9. Import dan Eksport

Import

Sesuatu barang yang dibawa masuk ke dalam negara, sama ada secara terus atau disimpan di gudang-gudang yang dikawal. Barang-barang tersebut adalah sama ada untuk kegunaan sendiri, diproses, digunakan dalam perkilangan ataupun untuk dieksport semula ke negara lain. Pengkelasan import ini diistilahkan juga sebagai ‘import umum’. Di dalam laporan ini, import dikelaskan mengikut negara asal barang tersebut, iaitu negara di mana barang berkenaan terakhir dibuat sebelum ianya diimportkan ke dalam kawasan pendaftaran.

Eksport

Sesuatu barang (keluaran atau buatan tempatan atau diimport untuk dieksport semula) yang dibawa keluar dari negara. Di dalam laporan ini, eksport dikelaskan mengikut negara dituju, iaitu negara di mana barang-barang berkenaan dijangka akan digunakan, sejauh mana ia boleh ditentukan pada masa ianya dieksport. Bagi barang yang dihantar berdasarkan "*Optional bill of lading*", pelabuhan pertama yang diikrarkan dianggap sebagai negara yang dituju. Sekiranya maklumat negara yang dituju bagi barang-barang yang dieksport melalui Singapura tidak diketahui/ diperoleh, eksport sedemikian diambilkira sebagai eksport ke Singapura, iaitu di bawah kategori yang sama seperti barang-barang yang digunakan di Singapura. Eksport termasuk eksport semula. Pengkelasan eksport ini diistilahkan juga sebagai 'eksport umum'. Data import dan eksport hanya meliputi kod getah asli di bawah HS4001.10.000 hingga HS4001.29.999.

10. Penggunaan domestik

Ia merujuk kepada penggunaan domestik getah asli seperti Getah Asap Berbunga (G.A.B.), susu getah pekat, Getah Mutu Malaysia (G.M.M.) dan sebagainya oleh pertubuhan pembuatan di Malaysia untuk mengeluarkan barangan seperti tayar dan tiub, kasut getah, sarung tangan getah, gelang getah, getah campuran dan lain-lain. Ianya tidak termasuk getah campuran & tebus guna getah dan getah sintetik.

11. Stok

Ia adalah stok getah yang dimiliki oleh sesebuah pertubuhan tidak kira di mana stok tersebut ditempatkan iaitu sama ada di dalam atau di luar kilang. Ia termasuk stok getah yang belum/ sedang/telah diproses. Stok dilaporkan pada awal dan akhir bulan.

12. Harga

Harga purata pembeli waktu tengah hari bagi getah "F.O.B." di Kuala Lumpur. Data ini diperoleh daripada Lembaga Getah Malaysia (LGM).

13. Hak milik

Hak milik sesebuah pertubuhan dikelaskan mengikut taraf residen pemilik/pemilik-pemilik modal berbayar yang terbesar (melebihi 50 peratus) dan bukannya mengikut taraf kerakyatan mereka.

(i) Residen Malaysia ialah individu, syarikat atau organisasi lain yang lazimnya terletak di Malaysia untuk jangka masa sekurang-kurangnya satu tahun. Cawangan dan anak syarikat asing yang didaftarkan/diperbadankan di Malaysia adalah dianggap sebagai pemastautin Malaysia.

(ii) Bukan residen Malaysia ialah individu, syarikat atau organisasi lain yang lazimnya terletak di negara selain Malaysia. Cawangan dan anak syarikat milik residen Malaysia di luar negeri juga dianggap sebagai bukan residen Malaysia.

(iii) Hak milik bersama ialah residen Malaysia atau bukan residen Malaysia memegang jumlah saham yang sama banyak dalam perniagaan berkenaan.

14. Guna tenaga

Jumlah pekerja

Bilangan orang yang bekerja pada bulan Disember atau pada tempoh pembayaran gaji terakhir bagi bulan rujukan.

Gaji & upah dibayar

Pembayaran tunai, termasuk bonus yang dibayar komisen, bayaran lebih masa, elaun kos sara hidup dan elaun-elaun lain yang dibayar kepada semua pekerja bergaji dalam tempoh tahun rujukan. Sementara caruman pekerja kepada Kumpulan Wang Simpanan Pekerja (KWSP) dan Pertubuhan Keselamatan Sosial (PERKESO) turut dimasukkan, caruman oleh majikan dikecualikan. Elaun kepada pemilik yang bekerja, rakan niaga yang bekerja dan pekerja keluarga tidak bergaji juga dikecualikan.

15. Pembundaran

Jumlah bagi komponen mungkin berbeza dengan jumlah besar dalam jadual penerbitan disebabkan oleh pembundaran angka.

16. Nota dan simbol

K.G.K	Kandungan Getah Kering
RM	Ringgit Malaysia
Kg/Hek	Kilogram sehektar
-	Tiada data

TECHINICAL NOTES

1. Introduction

This publication provides principal statistics of Natural Rubber information on rubber obtained from the Census of Rubber Estates (RE), Census of Rubber Processors (RP) and Census of Rubber Consumers (RC) were conducted every month.

2. Objective

The main objective of this report is to provide statistics on rubber with regards to production, imports, exports, domestic consumption and stocks. In addition, data of prices, number of employees, salaries & wages and productivity in rubber estates are also included. These statistics will assist the government in development planning, policy making and decision-makers of rubber based industries.

3. Legal authority

The survey was conducted under the provisions of the Statistics Act, 1965 (Revised 1989). Section 5 of this Act requires all establishments operating in Malaysia to provide actual information or best estimates to the Department. The Act stipulates that the contents of the individual returns received are confidential and only aggregated figures are published. Meanwhile, Section 7 under the same Act provides the penalty to the respondents that could not comply with the survey undertaken.

4. Scope and coverage

The census covered all rubber estates, rubber processor factories and rubber consumer factories in Malaysia registered with the Companies Commission of Malaysia (SSM), Malaysian Rubber Board (MRB) and Rubber Industry Smallholders Development Authority (RISDA).

The census of RE covered growing of rubber trees (estates). This industrial 5-digit level (01291) is classified under the Malaysia Standard Industrial Classification (MSIC) 2008. Census of RP covered the factories processing raw natural rubber into semi-finished products (Example: Standard Malaysian Rubber (S.M.R.), Latex Concentrate (LC) etc.). Whereas census of RC covered to factories consuming raw natural rubber/semi-finished products and processed into finished products (Example: tyres, gloves etc.).

5. Frame (source)

The frame (source) of rubber censuses are updated annually to take into account new establishments and to record any changes in the status of the establishments such as closed down, not operation, change in activities and location or postal addresses.

6. Methodology

The census was primarily conducted through mail enquiry using RE, RP and RC questionnaire. Respondents were given one month to complete and return the questionnaire to the Department. Field enumeration was then carried out to collect the complete questionnaire from the establishments that did not respond.

7. Concepts and definitions

Concepts and definitions used are based on the recommendations of the United Nations' Statistical Office[1] and The Association of Natural Rubber Producing Countries (ANRPC). These concepts adhere to accepted practices, thereby facilitating international comparability of data.

8. Definition of rubber industry

Rubber estate

(i) All areas, contiguous or non-contiguous, aggregating not less than 40.47 hectares (100 acres), planted with rubber or on which the planting of rubber is permitted and is under a single legal ownership; or

(ii) Any area planted with rubber in a coconut, cocoa or oil palm estate.

Rubber smallholding

It is defined as all areas, contiguous or non-contiguous, aggregating less than 40.47 hectares (100 acres), planted with rubber or on which the planting of rubber is permitted and is under a single legal ownership. Smallholdings can be organized or unorganized. Organized smallholdings include those under various government schemes such as follows :-

(i) Federal Land Development Authority (FELDA);

(ii) Rubber Industry Smallholders Development Authority (RISDA);

(iii) Federal Land Consolidation and Rehabilitation Authority (FELCRA);

(iv) Other Federal Government land schemes; and

(v) State Government land schemes.

[1] *International Recommendations for Industrial Statistics, United Nations' Statistical Office, Statistical Papers, Series, M No. 90, United Nations, New York, 2009.*

Planted area

The area planted with rubber (mature and/or immature) and which has not been abandoned permanently.

Tapped area

The area under mature rubber that has been tapped including areas "rested" under rotational systems.

Production

Production of natural rubber refers to the dry rubber content (DRC) of field latex, rubber sheets and scrap (lump and bark) produced by estates and smallholders. This data is collected from the purchasing data of raw rubber processor factories.

Yield

The yield is derived by dividing the total production by the average hectarage tapped during the reference month.

The data on imports and exports are compiled by the Department of Statistics from declaration forms sourced from the Malaysian Royal Customs Department and Free Zone Authorities. External trade data for Malaysia do not include inter-regional trade between Peninsular Malaysia, Sabah and Sarawak.

9. Imports and Exports

Import

Goods are brought into the country either directly or into bonded warehouses, whether or not such goods are for consumption, to be processed, used in manufacturing or for subsequent re-exports to other countries. This categorization of imports is also termed as 'general imports'. In this report, imports are classified according to the country of origin of the goods, that is, the country where the goods are given the final form before they are imported into the registration area.

Exports

Goods (locally produced or manufactured or imported for subsequent re-exports) taken out of the country. In this report, exports are classified according to the country of destination, that is, the country where it is expected that the goods will be consumed insofar as this can be ascertained at the time of export. In the case of goods shipped on an "Optional bill of lading", the country of destination refers to that of the first port declared. If the information regarding the country of destination of goods exported via Singapore is not known/available, such exports are included under the value of exports to Singapore that is, under the same category as goods consumed in Singapore. Exports include re-exports. This categorization of exports is also termed as 'general exports'. Data of imports and exports only covers natural rubber codes under HS4001.10.000 to HS4001.29.999.

10. Domestic consumption

This refers to the usage of natural rubber such as latex concentrate, Ribbed Smoked Sheet (R.S.S.), Standard Malaysian Rubber (S.M.R.), etc. by manufacturing establishments in Malaysia to produce products such as tyres and tubes, rubber footwear, rubber gloves, rubber bands and others. Excluding rubber compound & reclaimed rubber and synthetics rubber.

11. Stocks

This refers to stocks of rubber owned by establishments regardless where it is located i.e. inside or outside the factory. They include stocks of unprocessed/in process/processed rubber. Stocks are reported as at the beginning and the end of the month.

12. Prices

Average buyers' mid-day prices for rubber "F.O.B." in Kuala Lumpur. Data on prices are obtained from Malaysian Rubber Board (MRB).

13. Ownership

The ownership of an establishment is classified by the residential status of the owner(s) of the majority (more than 50 per cent) of the paid-up capital and not by their citizenship status.

14. Employment

(i) Malaysian resident is any individual, company or other organization ordinarily domiciled in Malaysia for a period of at least one year. Malaysian registered branches and incorporated subsidiaries of foreign based/origins are also regarded as residents.

(ii) Non-Malaysian resident is any individual, company or other organization ordinarily domiciled in a country other than Malaysia. Foreign branches and/or subsidiaries abroad owned by residents are also regarded as non-residents.

(iii) Joint-Ownership is any Malaysian residents and Non-Malaysian residents held equal shares in the business.

Total number of persons engaged

Number of persons working during December or the last pay period of the reference month.

Salaries & wages paid

Salaries & wages paid refer to cash payments, including bonuses, paid commissions, overtime wages, cost of living and allowances made to all employees during the reference year. While the employees' contributions to Employees' Provident Fund (EPF) and Social Security Organisation (SOCSO) is included. The employer's contributions are excluded. Allowances to working proprietor, working partners and unpaid family worker are also not included.

15. Rounding

The sum of the components may not add up to the totals in the tables presented in this publication due to rounding.

16. Notes and symbols

D.R.C	*Dry Rubber Content*
RM	*Ringgit Malaysia*
Kg/Ha	*Kilogram per hectare*
-	*Nil*