JABATAN PERDANA MENTERI
JABATAN PERANGKAAN MALAYSIA

ISSN 1675-4344

2022

JANUARI / *JANUARY*

PERANGKAAN GETAH BULANAN

MONTHLY RUBBER STATISTICS

JABATAN PERANGKAAN MALAYSIA
DEPARTMENT OF STATISTICS MALAYSIA

JABATAN PERDANA MENTERI
JABATAN PERANGKAAN MALAYSIA

JANUARI *JANUARY* 2022

PERANGKAAN GETAH BULANAN
MONTHLY RUBBER STATISTICS

Pemakluman / Announcement:

Jabatan Perangkaan Malaysia sedang menjalankan Survei Pendapatan, Perbelanjaan Isi Rumah dan Kemudahan Asas (HIES/BA) 2022 bermula dari 1 Januari 2022 sehingga 31 Disember 2022.

Department of Statistics Malaysia is conducting Household Income, Expenditure and Basic Amenities Survey (HIES/BA) 2022 from 1st January 2022 until 31st December 2022.

Dimaklumkan bahawa Kerajaan Malaysia telah mengisytiharkan
Hari Statistik Negara (MyStats Day) pada 20 Oktober setiap tahun.
Tema sambutan MyStats Day adalah
"Connecting the World with Data We Can Trust"

Please be informed that the Government of Malaysia has declared
National Statistics Day (MyStats Day) on October 20 each year.
MyStats Day theme is
"Connecting the World with Data We Can Trust"

JABATAN PERANGKAAN MALAYSIA
DEPARTMENT OF STATISTICS, MALAYSIA

Diterbitkan dan dicetak oleh / *Published and printed by:*
Jabatan Perangkaan Malaysia
Department of Statistics, Malaysia
Blok C6, Kompleks C,
Pusat Pentadbiran Kerajaan Persekutuan,
62514 Putrajaya,
MALAYSIA

Tel.	:	03-8885 7000
Faks	:	03-8888 9248
Portal	:	https://www.dosm.gov.my
Facebook / Twitter / Instagram	:	StatsMalaysia
Emel / *Email*	:	info@dosm.gov.my (pertanyaan umum / *general enquiries*) data@dosm.gov.my (pertanyaan & permintaan data / *data request & enquiries*)
Harga / *Price*	:	RM5.00

Diterbitkan pada Mac 2022 / *Published on March 2022*

Hakcipta terpelihara / *All rights reserved.*

Tiada bahagian daripada terbitan ini boleh diterbitkan semula, disimpan untuk pengeluaran atau ditukar dalam apa-apa bentuk atau alat apa jua pun kecuali setelah mendapat kebenaran daripada Jabatan Perangkaan Malaysia.

Pengguna yang mengeluarkan sebarang maklumat dari terbitan ini sama ada yang asal atau diolah semula hendaklah meletakkan kenyataan berikut:

“Sumber : Jabatan Perangkaan Malaysia”.

No part of this publication may be reproduced or distributed in any form or by any means or stored in data base without the prior written permission from Department of Statistics, Malaysia. Users reproducing content of this publication with or without adaptation should quote the following:

“Source : Department of Statistics, Malaysia.”

ISSN 0127 - 6778

KATA PENGANTAR

Perangkaan Getah Bulanan, Malaysia, Januari 2022 merupakan penerbitan bulanan yang memaparkan statistik pengeluaran, import, eksport, penggunaan domestik, stok, harga, bilangan pekerja, gaji & upah dan produktiviti bagi estet getah berdasarkan Banci Getah Bulanan yang dilaksanakan oleh Jabatan Perangkaan Malaysia. Statistik ini merupakan petunjuk penting untuk dijadikan sebagai input yang bermanfaat kepada penyelidik, agensi kerajaan dan pembuat dasar bagi merancang, memantau serta menilai prestasi industri getah di Malaysia.

Ringkasan penemuan serta jadual statistik yang terperinci turut dimuatkan dalam penerbitan ini manakala aspek teknikal seperti skop & liputan, konsep dan definisi dinyatakan dalam nota teknikal bagi membantu pengguna memahami statistik yang diterbitkan.

Jabatan merakamkan setinggi-tinggi penghargaan atas kerjasama yang diberikan oleh responden dan juga semua pihak yang telah terlibat dalam penyediaan penerbitan ini. Setiap maklum balas dan cadangan penambahbaikan penerbitan pada masa akan datang amat dihargai.

DATO' SRI DR. MOHD UZIR MAHIDIN
Ketua Perangkawan Malaysia
Mac 2022

PREFACE

Monthly Rubber Statistics, Malaysia, January 2022 is a monthly publication that shows statistics on production, imports, exports, domestic consumption, stocks, prices, number of employees, salaries & wages and productivity of rubber estates based on Monthly Rubber Census conducted by the Department of Statistics Malaysia. These statistics are important indicators as invaluable inputs to researches, government agencies and policy makers in planning, monitoring and evaluating the performance of rubber industry in Malaysia.

Summary of findings and detailed statistical tables are also included in this publication while the technical aspects on scope & coverage, concepts and definitions are stated in the technical notes to assists users to understand the published statistics.

The Department gratefully acknowledges the cooperation rendered by the respondents as well as all parties involved in the preparation of this publication. Every feedback and suggestion towards improving future publication is highly appreciated.

DATO' SRI DR. MOHD UZIR MAHIDIN
Chief Statistician Malaysia
March 2022

KANDUNGAN
CONTENTS

	Muka surat *Page*
Kata pengantar *Preface*	i
Senarai jadual statistik *List of statistical tables*	iv
Kalendar awalan keluaran 2021/2022 *Advance release calendar 2021/2022*	v
Infografik *Infographics*	viii
Pengeluaran getah asli mengikut negara pengeluar, 2017-2021 *Production of natural rubber by producing countries, 2017-2021*	xii
Perangkaan getah mengikut negara pengeluar, Disember 2021 *Rubber statistics by producing countries, December 2021*	xii
Perangkaan utama getah, Malaysia, Januari 2022 *Principal statistics of rubber, Malaysia, January 2022*	xvi
Pengeluaran, eksport, import, penggunaan domestik dan stok bulanan bagi getah asli 2021/2022 *Monthly production, exports, imports, domestic consumption and stocks of natural rubber 2021/2022*	xvi
Ringkasan penemuan *Summary of findings*	1
Jadual statistik *Statistical tables*	15
Jadual statistik suku tahun *Quarterly statistical tables*	30
Nota teknikal *Technical notes*	37

SENARAI JADUAL STATISTIK
LIST OF STATISTICAL TABLES

Jadual *Tables*		**Muka surat** *Page*
1	**Penawaran dan permintaan getah asli** *Supply and demand of natural rubber*	15
2	**Pengeluaran getah asli mengikut hak milik** *Production of natural rubber by ownership*	16
3	**Eksport getah asli mengikut jenis terpilih** *Exports of natural rubber by selected type*	17
4	**Eksport getah asli mengikut negara yang dituju** *Exports of natural rubber by country of destination*	18
5	**Eksport Getah Mutu Malaysia (G.M.M.) mengikut gred** *Exports of Standard Malaysian Rubber (S.M.R.) by grade*	20
6	**Import getah asli mengikut jenis terpilih** *Imports of natural rubber by selected type*	21
7	**Import getah asli mengikut negara asal** *Imports of natural rubber by country of origin*	22
8	**Stok getah asli pada akhir bulan mengikut banci** *Stocks of natural rubber held at the end of the month by census*	23
9	**Pengeluaran dan stok lateks pekat** *Production and stocks of Concentrated Latex*	23
10	**Penggunaan domestik getah asli mengikut industri** *Domestic consumption of natural rubber by industry*	24
11	**Harga purata bulanan bagi getah asli** *Average monthly price of natural rubber*	25
12	**Guna tenaga dan gaji & upah dibayar mengikut kategori pekerja di estet getah** *Employment and salaries & wages paid in rubber estates by category of workers*	26
13	**Produktiviti pengeluaran dan penoreh bagi estet getah** *Productivity of production and tappers in rubber estates*	27
14	**Pengeluaran, keluasan ditoreh dan purata bilangan hari menoreh bagi estet getah mengikut negeri** *Production, tapped area and average number of tapping days in rubber estates by states*	28
15	**Penawaran dan permintaan getah asli mengikut suku tahunan** *Supply and demand of natural rubber by quarter*	30
16	**Eksport getah asli mengikut negara yang dituju mengikut suku tahunan** *Exports of natural rubber by country of destination by quarter*	31
17	**Import getah asli mengikut negara asal mengikut suku tahunan** *Imports of natural rubber by country of origin by quarter*	33
18	**Penggunaan domestik getah asli mengikut industri mengikut suku tahunan** *Domestic consumption of natural rubber by industry quarterly*	34

KALENDAR AWALAN KELUARAN 2021/2022
ADVANCE RELEASE CALENDAR 2021/2022

Tarikh Keluaran ***Release Date*** • **14.01.2022** **November** *November* **2021**	Tarikh Keluaran ***Release Date*** • **10.02.2022** **Disember** *December* **2021**	Tarikh Keluaran *Release Date* • **15.03.2022** **Januari** *January* **2022**
Tarikh Keluaran *Release Date* • **15.04.2022** Februari *February* **2022**	Tarikh Keluaran *Release Date* • **11.05.2022** **Mac** *March* **2022**	Tarikh Keluaran *Release Date* • **15.06.2022** **April** *April* **2022**
Tarikh Keluaran *Release Date* • **15.07.2022** **Mei** *May* **2022**	Tarikh Keluaran *Release Date* • **10.08.2022** **Jun** *June* **2022**	Tarikh Keluaran *Release Date* • **14.09.2022** **Julai** *July* **2022**
Tarikh Keluaran *Release Date* • **14.10.2022** **Ogos** *August* **2022**	Tarikh Keluaran *Release Date* • **9.11.2022** **September** *September* **2022**	Tarikh Keluaran *Release Date* • **14.12.2022** **Oktober** *October* **2022**

INFOGRAFIK

INFOGRAPHICS

Muka surat ini sengaja dibiarkan kosong
This page is deliberately left blank

PRIME MINISTER'S DEPARTMENT
DEPARTMENT OF STATISTICS MALAYSIA
StatsMalaysia
www.dosm.gov.my
#KELUARGA MALAYSIA
PERANGKAAN GETAH BULANAN JANUARI 2022
PENGELUARAN (tan metrik)
17.7%
41,690 tan metrik
49,087 tan metrik
Dis.2021
Jan.2022P
HARGA PURATA (sen/kg)
3.0%
S.M.R. 20
Januari 2022 : 734.05
Disember 2021 : 713.00
6.0%
Lateks Pekat
Januari 2022: 572.08
Disember 2021 : 539.45
STOK
Jan. 2022P: 310,052 tan metrik
8.7%
Dis. 2021 : 285,245 tan metrik
Pemproses Getah
286,023
261,793
Pengguna Getah
23,680
23,106
Estet Getah
348
346
Januari
Disember
IMPORT
Jan.2022P: 142,255 tan metrik
Dis.2021: 113,776 tan metrik
25.0%
2 FILIPINA
1 THAILAND
3 MYANMAR
PENGGUNAAN DOMESTIK
Jan.2022P: 43,189 tan metrik
Dis.2021: 42,618 tan metrik
1.3%
Sarung Tangan Getah
Benang Getah
Tayar dan tiub
Lain-lain
3,939
2,948
4,227
32,075
JANUARI 2022
4,161
3,057
4,114
31,285
DISEMBER 2021
EKSPORT
Jan.2022P: 51,158 tan metrik
Dis.2021: 45,982 tan metrik
11.3%
2 U.S.A
1 CHINA
3 FINLAND
P awalan
Sumber: Perangkaan Getah Bulanan, Malaysia, Januari 2022

MONTHLY RUBBER STATISTICS JANUARY 2022

PRODUCTION (tonnes)

17.7%

41,690 tonnes — Dec.2021

49,087 tonnes — Jan.2022 P

AVERAGE PRICE (sen/kg)

3.0%

S.M.R. 20
January 2022: 734.05
December 2021 : 713.00

6.0%

Concentrate latex
January 2022: 572.08
December 2021 : 539.45

STOCKS

Jan.2022 P: 310,052 tonnes 8.7%
Dec.2021 : 285,245 tonnes

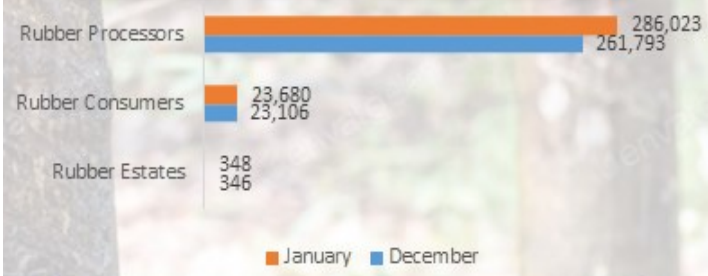

DOMESTIC CONSUMPTION

Jan.2022 P: 43,189 tonnes 1.3%
Dec.2021: 42,618 tonnes



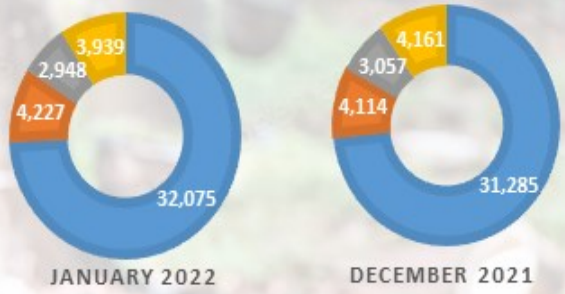

IMPORTS

Jan.2022 P: 142,255 tonnes 25.0%
Dec.2021: 113,776 tonnes

EXPORTS

Jan.2022 P: 51,158 tonnes 11.3%
Dec.2021: 45,982 tonnes

P Preliminary

Sources: Monthly Rubber Statistics, Malaysia, January 2022

NEGARA PENGELUAR GETAH ASLI

PRODUCING COUNTRIES OF NATURAL RUBBER

PENGELUARAN GETAH ASLI MENGIKUT NEGARA PENGELUAR*, 2017-2021
PRODUCTION OF NATURAL RUBBER BY PRODUCING COUNTRIES, 2017-2021*

('000 tan metrik/

2017: 193.3
2018: 220.1
2019: 287.6
2020: 349.3P
2021: 368.0e
(Jan.– Dis./*Dec.*)

2017: 798.0
2018: 818.3
2019: 812.6
2020: 692.7P
2021: 851.3e
(Jan.– Dis./*Dec.*)

2017: 713.0
2018: 660.0
2019: 702.0
2020: 685.0P
2021: 790.0e
(Jan.– Dis./*Dec.*)

2017: 101.8
2018: 105.8
2019: 107.9
2020: 105.6P
2021: 136.9e
(Jan.– Dis./*Dec.*)

2017: 83.1
2018: 82.6
2019: 74.8
2020: 78.2P
2021: 85.0e
(Jan.– Dis./*Dec.*)

2017: 1,094.5
2018: 1,137.7
2019: 1,182.5
2020: 1,226.1P
2021: 1,202.8e
(Jan.– Dis./*Dec.*)

2017: 3,680.4
2018: 3,630.3
2019: 3,301.4
2020: 3,037.3P
2021: 3,121.5e
(Jan.– Dis./*Dec.*)

2017: 740.1
2018: 603.3
2019: 639.8
2020: 514.7
2021: 469.7P
(Jan.– Dis./*Dec.*)

2017: 4,429.0
2018: 4,974.0
2019: 4,851.4
2020: 4,862.5P
2021: 4,673.0e
(Jan.– Dis./*Dec.*)

Nota/*Notes*:
* *Association of Natural Rubber Producing Countries (ANRPC)*
P: Awalan/*Provisional*
e: *Anggaran / Estimate*

Sumber: Kementerian Perusahaan Perladangan dan Komoditi
Source: Ministry of Plantation Industries and Commodities

PENGELUARAN GETAH MENGIKUT NEGARA PENGELUAR*, JANUARI 2022
RUBBER STATISTICS BY PRODUCING COUNTRIES, JANUARY 2022*

('000 tan metrik/*tonnes*)

Negara *Country*	Pengeluaran *Production*	Penggunaan *Consumption*	Eksport *Export*
Cambodia	51.5e	-	53.0e
P.R.China	58.5e	501.0e	3.5e
India	105.0e	89.2e	3.2e
Indonesia	251.6e	52.5e	263.1e
Malaysia	49.1p	43.2p	51.2p
Philippines	14.2e	3.4e	23.5e
Sri Lanka	6.6e	8.3e	2.0e
Thailand	406.5e	48.7e	317.9e
Vietnam	140.0e	35.0e	220.0e

Nota/*Notes*:
* *Association of Natural Rubber Producing Countries (ANRPC)*
P: Awalan / *Provisional*
e: Anggaran / *Estimate*

Sumber: Kementerian Perusahaan Perladangan dan Komoditi
Source: Ministry of Plantation Industries and Commodities

Muka surat ini sengaja dibiarkan kosong
This page is deliberately left blank

PERANGKAAN UTAMA GETAH

PRINCIPAL STATISTICS OF RUBBER

PERANGKAAN UTAMA GETAH, MALAYSIA, JANUARI 2022
PRINCIPAL STATISTICS OF RUBBER, MALAYSIA, JANUARY 2022

Perangkaan Utama *Principal Statistics*	**Jan.** *Jan.* **2021**	**Dis** *Dec.* ***2021***	**Jan.** *Jan.* **2022**	**Perubahan bulan ke bulan Jan. 2022/Dis. 2021** *Change month-on-month Jan. 2022/Dec. 2021* **(%)**	**Perubahan tahun ke tahun Jan. 2022/Jan. 2021** *Change year-on-year Jan. 2022/Jan. 2021* **(%)**
Pengeluaran / *Production* (**tan metrik** / *tonnes*)	45,735	41,690	49,087	17.7	7.3
Eksport / *Exports* (**tan metrik** / *tonnes*)	48,125	45,982	51,158	11.3	6.3
Import / *Imports* (**tan metrik** / *tonnes*)	132,152	113,776	142,255	25.0	7.6
Penggunaan domestik *Domestic consumption* (**tan metrik** / *tonnes*)	47,101	42,618	43,189	1.3	-8.3
Stok akhir / *Closing stocks* (**tan metrik** / *tonnes*)	280,841	285,245	310,052	8.7	10.4
Bil. pekerja bergaji (estet) *Number of paid workers (estate)*	9,292	7,986	8,480	6.2	-8.7
Gaji & upah (RM'000) (estet) *Salaries & wages (RM'000) (estate)*	14,971	15,819	15,529	-1.8	3.7

PENGELUARAN, EKSPORT, IMPORT, PENGGUNAAN DOMESTIK DAN STOK BULANAN BAGI GETAH ASLI 2021/2022
MONTHLY PRODUCTION, EXPORTS, IMPORTS, DOMESTIC CONSUMPTION AND STOCK OF NATURAL RUBBER 2020/2021

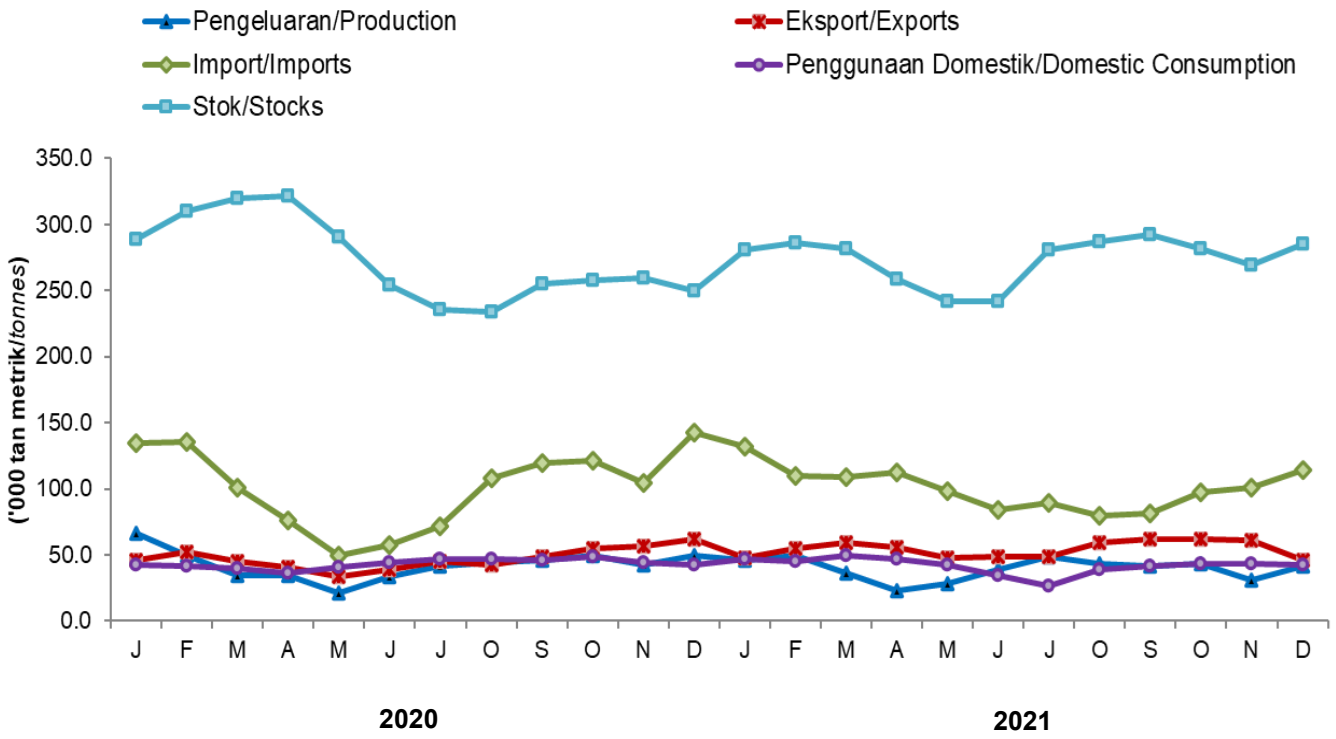

Muka surat ini sengaja dibiarkan kosong
This page is deliberately left blank

RINGKASAN PENEMUAN

SUMMARY OF FINDINGS

PERANGKAAN GETAH BULANAN MALAYSIA, JANUARI 2022#

1. PENGELUARAN

Pengeluaran getah asli Malaysia pada Januari 2022 berjumlah 49,087 tan metrik, meningkat sebanyak 7.3 peratus berbanding 45,735 tan metrik pada Januari 2021 serta turut menunjukkan peningkatan sebanyak 17.7 peratus dari bulan sebelumnya. Sektor kebun kecil merupakan penyumbang utama pengeluaran getah asli iaitu 89.1 peratus. Pengeluaran sektor kebun kecil meningkat sebanyak 8.2 peratus dan pengeluaran di estet juga turut meningkat iaitu sebanyak 0.3 peratus berbanding Januari 2021.

Carta 1: Pengeluaran getah bulanan di estet dan kebun kecil

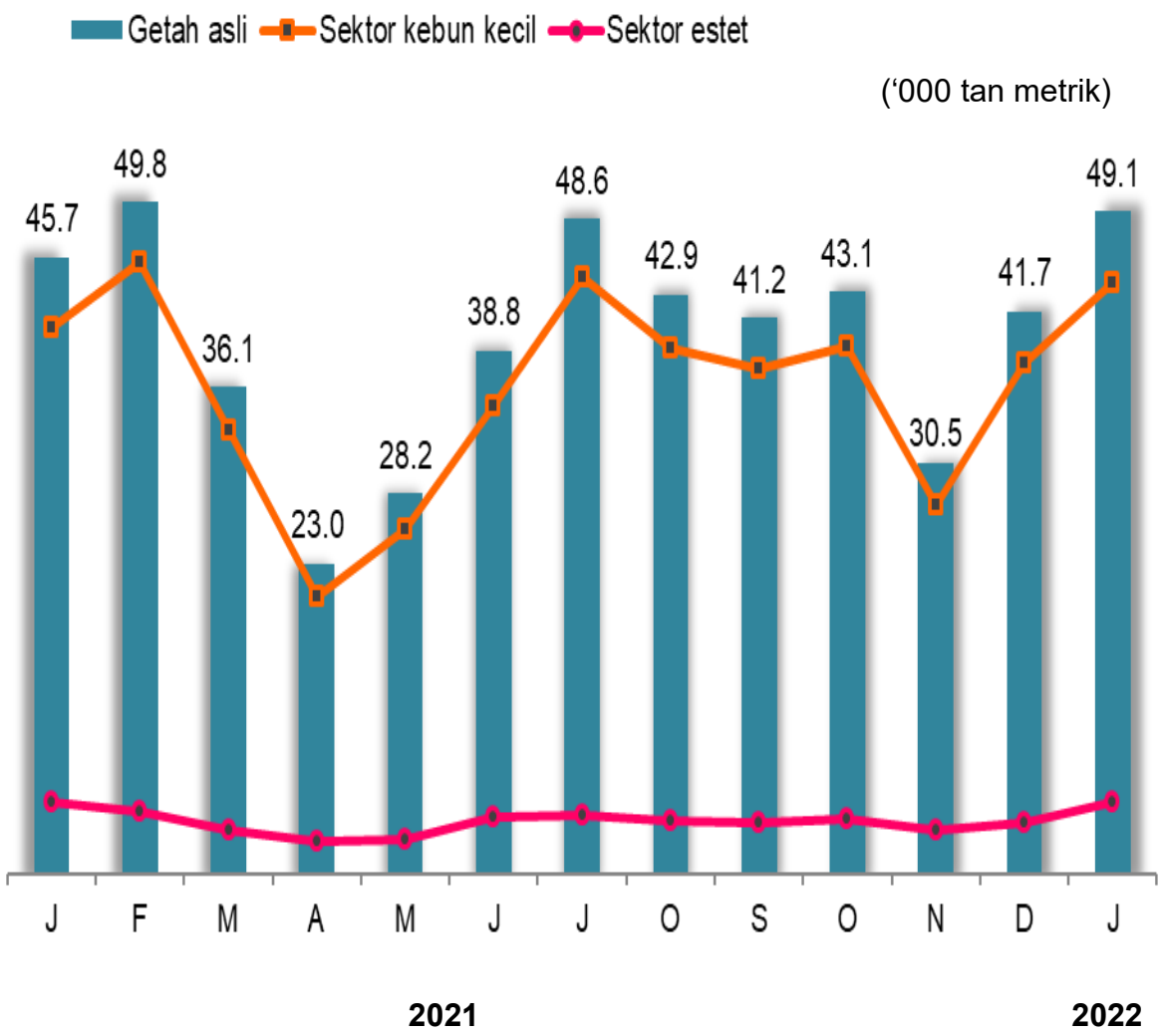

Nota #:
1. Laporan ini boleh diperoleh daripada portal Jabatan Perangkaan Malaysia (https://www.dosm.gov.my) di bawah ruangan: **Siaran Terkini**.
2. Data bagi bulan Januari 2022 merupakan data **awalan**. Data ini akan dikemas kini berdasarkan data terkini yang diperoleh dan akan diterbitkan dalam penerbitan Februari 2022.

2. EKSPORT

Eksport getah asli pada Januari 2022 adalah 51,158 tan metrik, meningkat 6.3 peratus dari 48,125 tan metrik pada bulan yang sama tahun sebelumnya dan turut menunjukkan peningkatan 11.3 peratus berbanding 45,982 tan metrik pada Disember 2021. Getah Mutu Malaysia (G.M.M.) menyumbang 96.8 peratus daripada jumlah eksport getah asli dimana G.M.M. 20 merupakan eksport tertinggi iaitu 32,255 tan metrik (65.1%) seperti di Carta 2.

Carta 2: Eksport Getah Mutu Malaysia (G.M.M) mengikut gred, Januari 2022

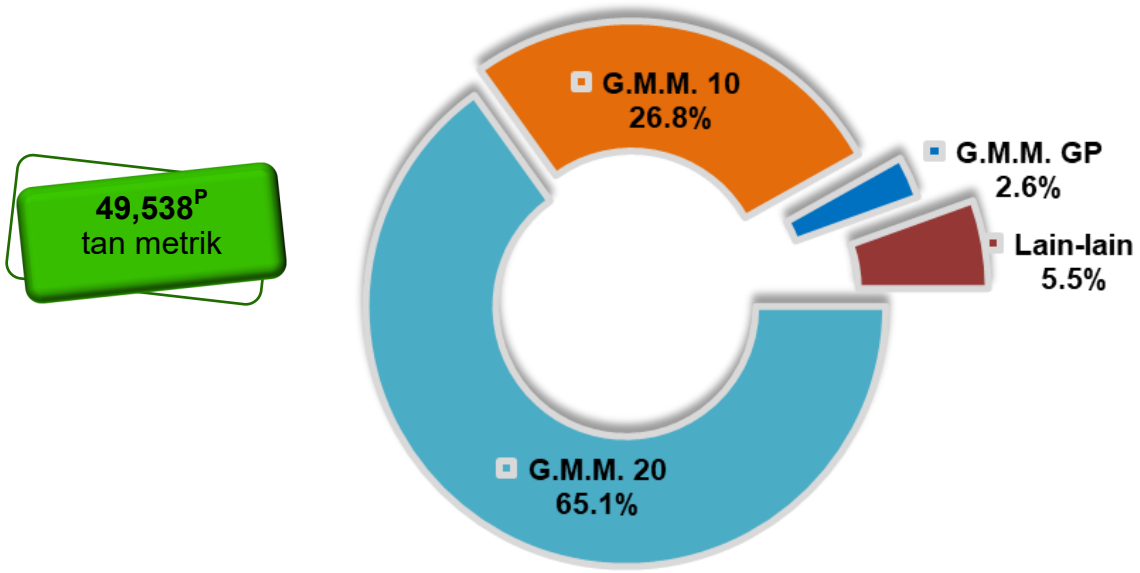

Carta 3: Destinasi utama eksport getah asli, Januari 2022

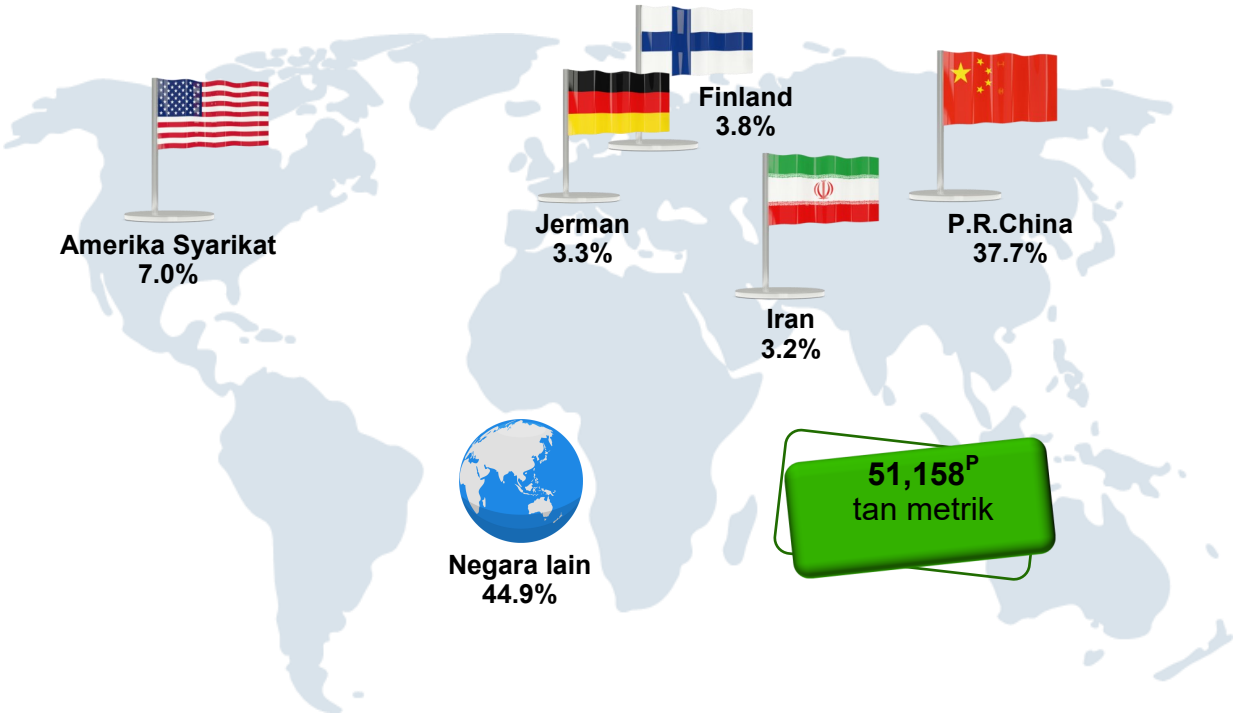

3. IMPORT

Import getah asli pada Januari 2022 adalah 142,255 tan metrik berbanding 132,152 tan metrik pada Januari 2021, meningkat sebanyak 7.6 peratus. Perbandingan bulan ke bulan juga menunjukkan peningkatan sebanyak 25.0 peratus. Jenis getah asli utama yang diimport adalah Lateks Pekat (34,701 tan metrik) dan Getah Asap Berbunga (19,433 tan metrik). Getah asli diimport terutamanya dari Thailand berjumlah 67,559 tan metrik.

Carta 4: Import getah asli mengikut jenis, Januari 2022

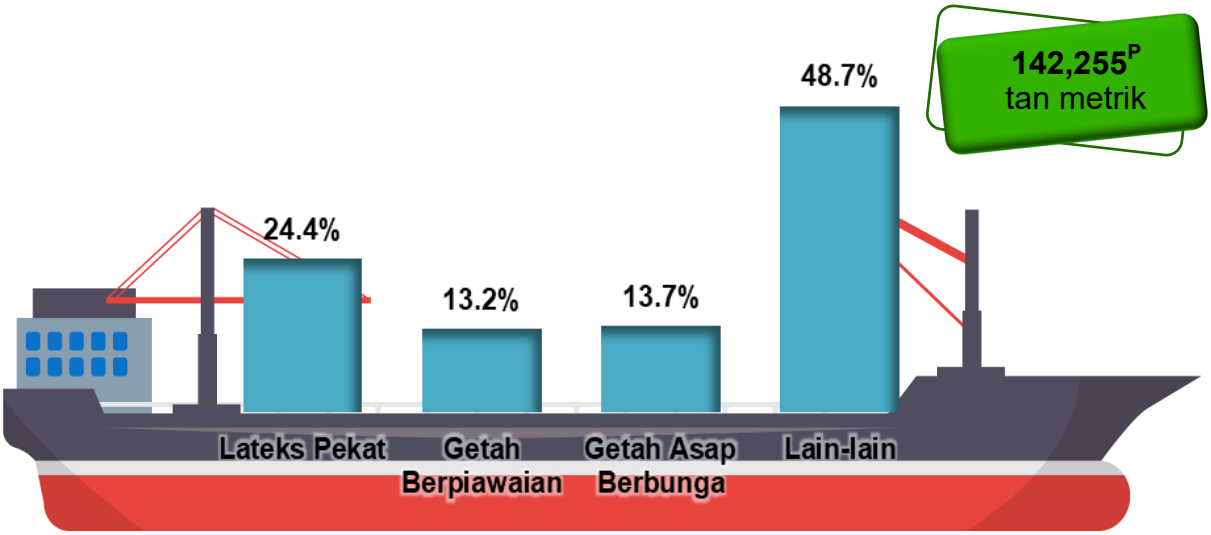

Carta 5: Import getah asli dari negara utama, Januari 2022

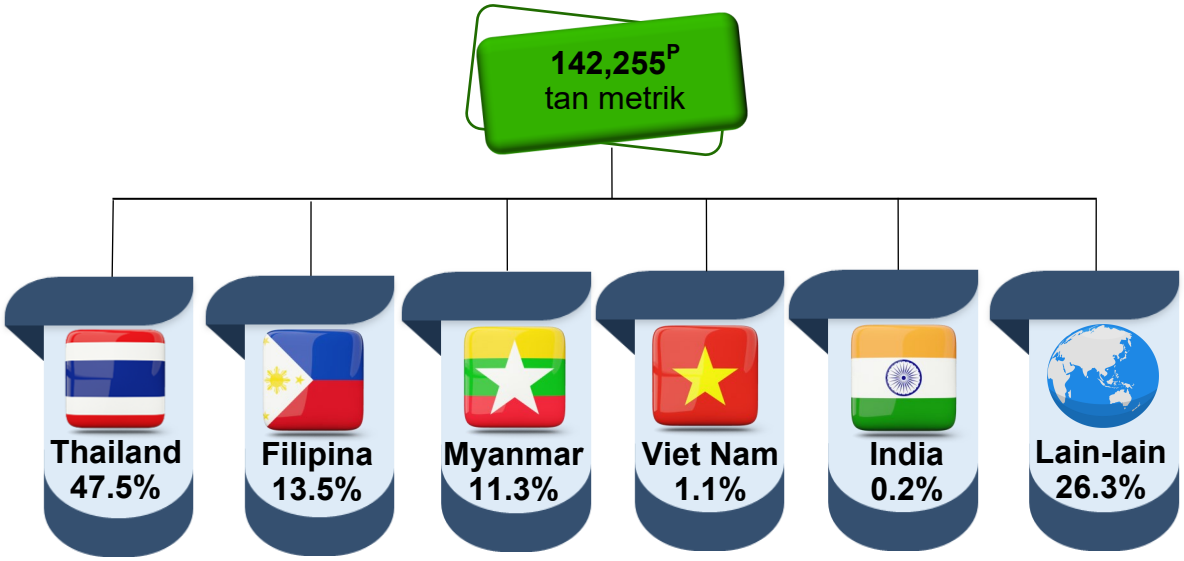

4. PENGGUNAAN DOMESTIK

Penggunaan domestik getah asli pada Januari 2022 ialah 43,189 tan metrik, menurun 8.3 peratus berbanding 47,101 tan metrik pada Januari 2021. Perbandingan bulan ke bulan pula menunjukkan peningkatan 1.3 peratus berbanding 42,618 tan metrik pada bulan sebelumnya. Industri sarung tangan getah merupakan industri utama bagi penggunaan getah asli iaitu 32,075 tan metrik (74.3%).

Carta 6: Penggunaan domestik getah asli mengikut produk, Januari 2022

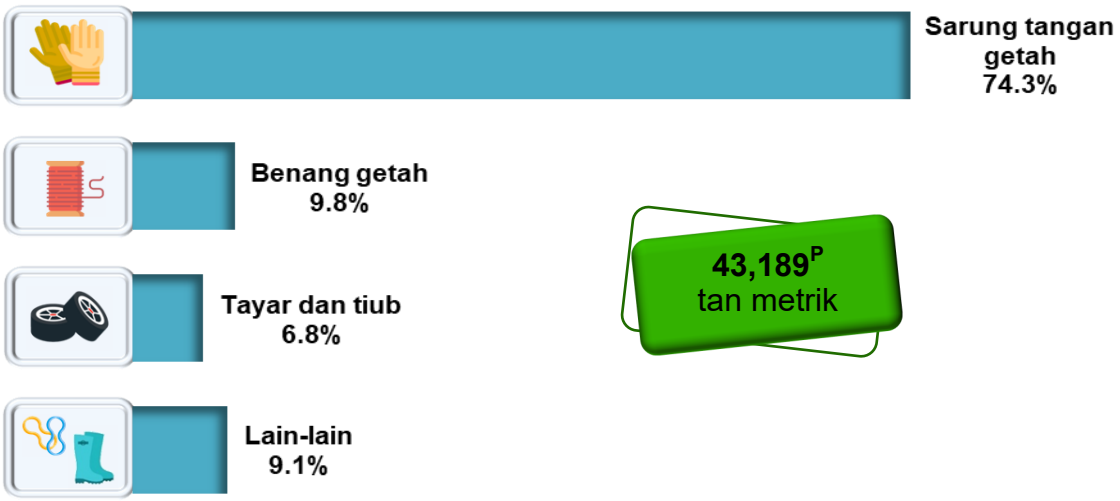

5. STOK

Stok getah asli meningkat 10.4 peratus pada Januari 2022 kepada 310,052 tan metrik berbanding 280,841 tan metrik yang dicatatkan pada Januari 2021. Perbandingan bulan ke bulan juga menunjukkan stok meningkat sebanyak 8.7 peratus.

Carta 7: Stok getah asli pada akhir bulan Januari 2022



6. HARGA PURATA BULANAN SEKILOGRAM (Sebut Harga Pada Waktu Tengah Hari - "F.O.B.")

Harga purata bulanan G.M.M. 20 pada Januari 2022 adalah 734.05 sen sekilogram, meningkat 16.8 peratus berbanding 628.58 sen sekilogram pada Januari 2021 dan turut meningkat 3.0 peratus berbanding 713.00 sen sekilogram pada bulan sebelumnya. Harga purata bulanan bagi Lateks Pekat pada Januari 2022 adalah 572.08 sen sekilogram, meningkat 4.0 peratus dari 550.26 sen sekilogram pada bulan yang sama tahun lalu dan turut mencatatkan peningkatan 6.0 peratus berbanding 539.45 sen sekilogram pada Disember 2021.

Carta 8: Harga purata bulanan (sebut harga pada waktu tengah hari "F.O.B") bagi

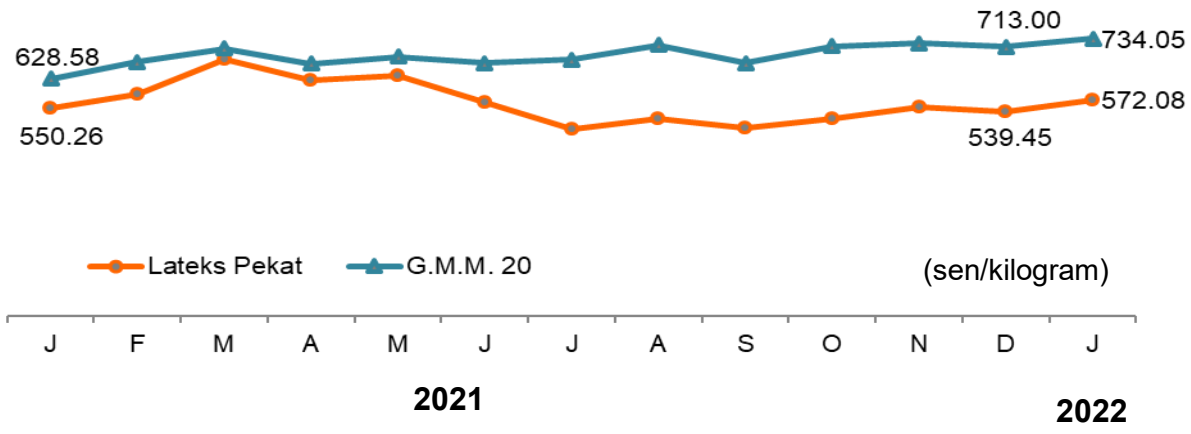

7. GUNA TENAGA DI ESTET

Seramai 8,480 pekerja bergaji direkodkan pada akhir Januari 2022 dengan penurunan sebanyak 8.7 peratus dari Januari 2021 dan meningkat 6.2 peratus (7,986 pekerja bergaji) berbanding bulan sebelumnya. Gaji & upah meningkat 3.7 peratus kepada RM15.5 juta dari RM14.9 juta pada Januari 2021, manakala perbandingan bulan ke bulan pula menunjukkan trend yang sebaliknya iaitu penurunan sebanyak 1.8 peratus.

Carta 9: Bilangan pekerja dan jumlah gaji & upah, Januari 2022

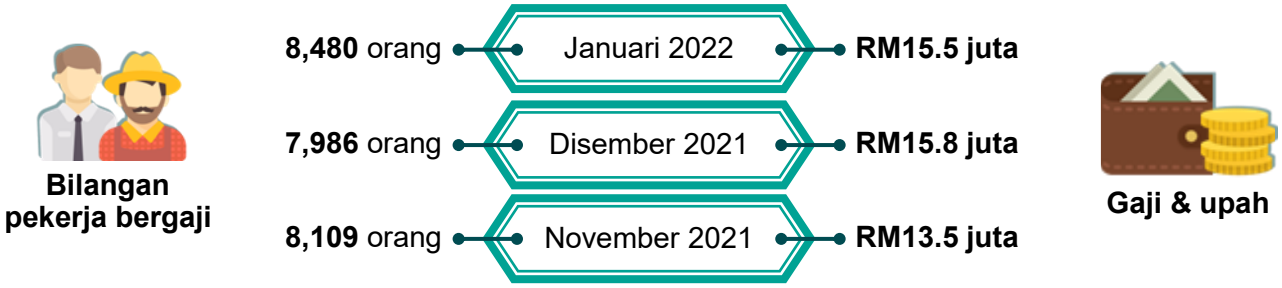

8. PRODUKTIVITI DI ESTET

Produktiviti pengeluaran getah asli di estet adalah 106.9 kilogram sehektar pada Januari 2022, menurun sebanyak 12.0 peratus berbanding Januari 2021. Perbandingan bulan ke bulan pula menunjukkan produktiviti meningkat sebanyak 22.2 peratus dari 87.5 kilogram sehektar.

Carta 10: Produktiviti hasil ditoreh bulanan dan produktiviti penoreh sehari

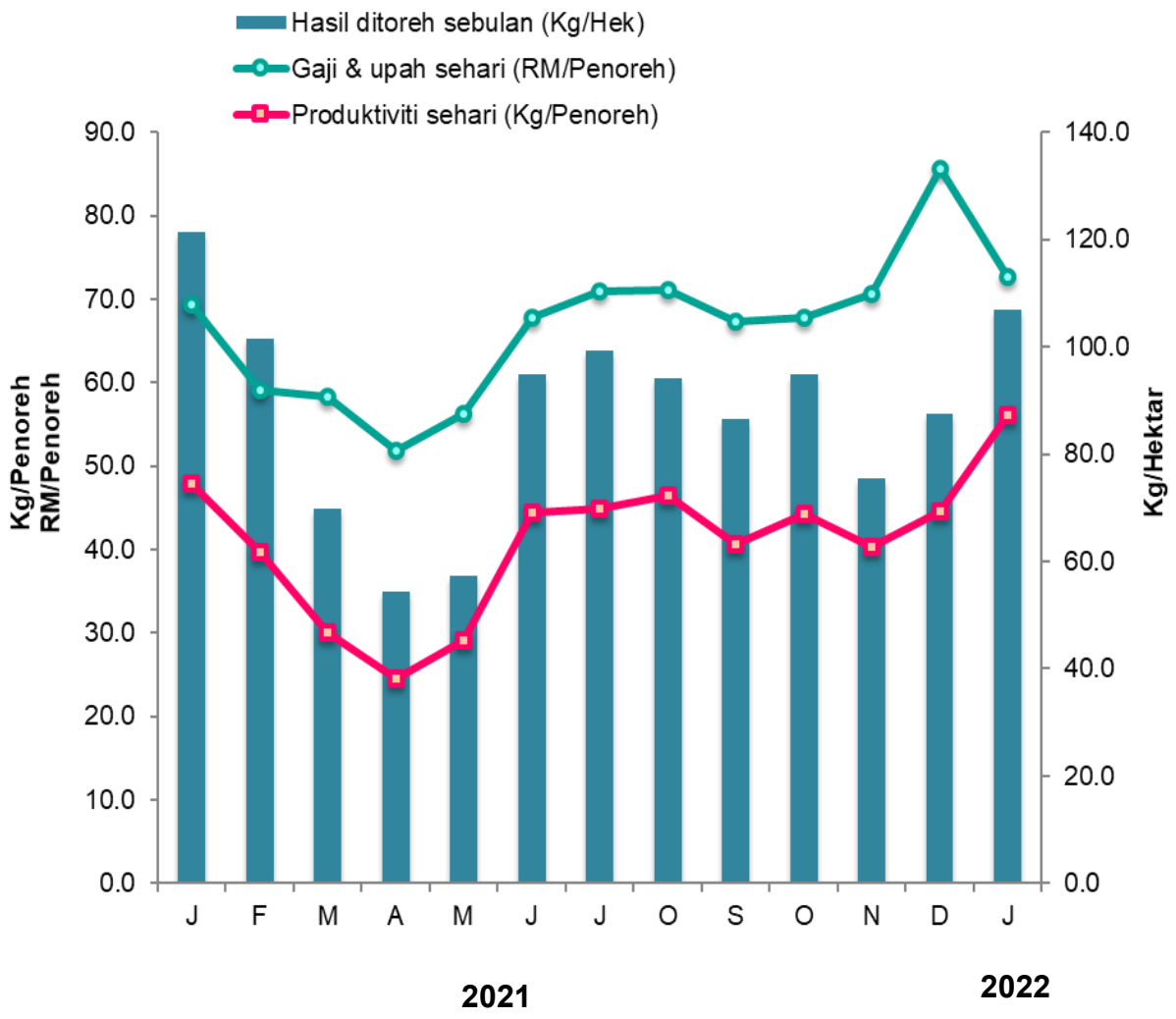

MONTHLY RUBBER STATISTICS MALAYSIA, JANUARY 2022#

1. PRODUCTION

Malaysia's natural rubber production in January 2022 amounted 49,087 tonnes, increased 7.3 per cent as compared to 45,735 tonnes in January 2021 and also showed an increase of 17.7 per cent from last month. Smallholdings sector was the main contributor to the natural rubber production of 89.1 per cent. Production of smallholdings increased by 8.2 per cent and estate sector also increased by 0.3 per cent as compared to January 2021.

Chart 1: Monthly rubber production in the estates and smallholdings

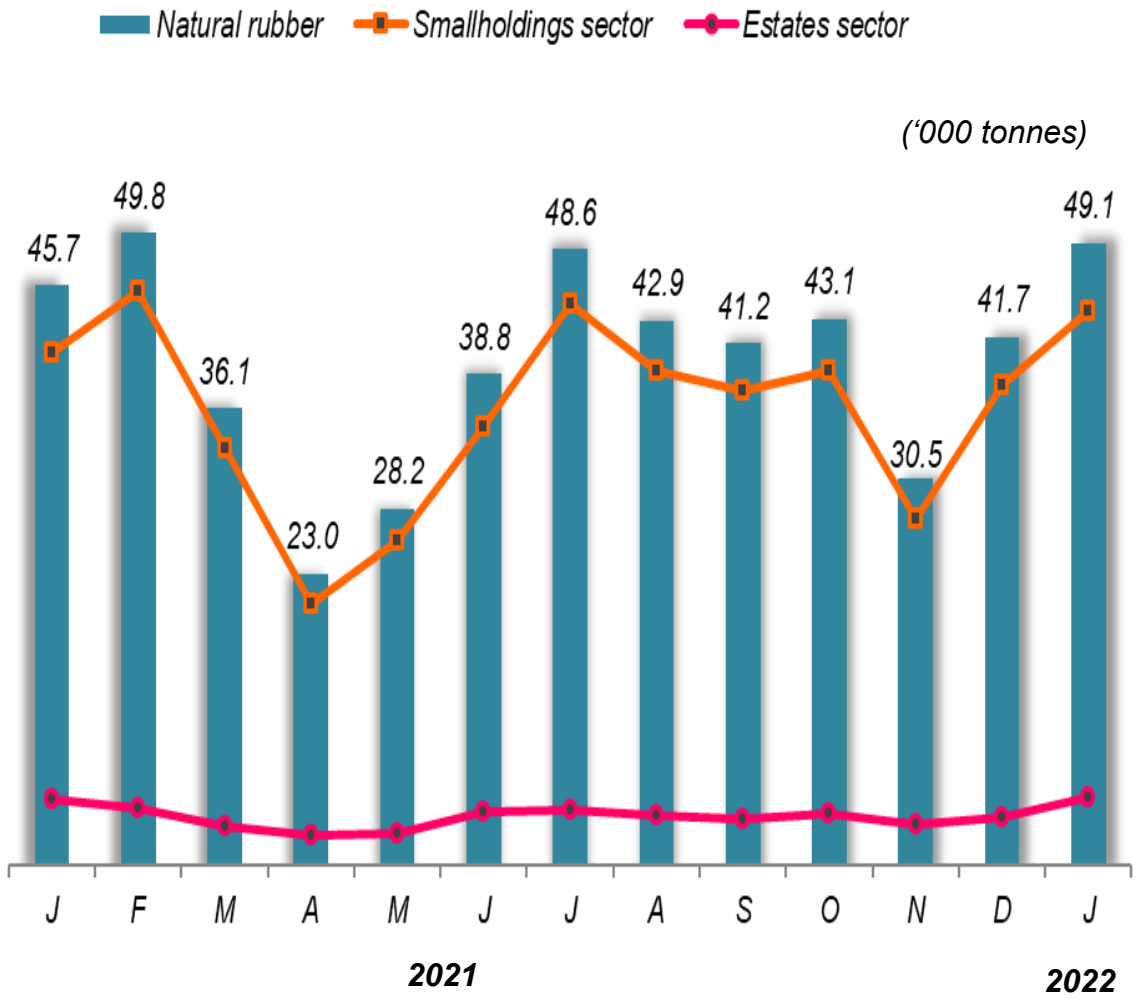

Notes #:

1. *This report can be accessed through the portal of the Department of Statistics, Malaysia (https://www.dosm.gov.my) under the section:* ***Latest Releases****.*
2. *Data for January 2022 is* ***provisional****. The data will be updated based on the latest available figures and subsequently published in the February 2022 publication.*

2. *EXPORTS*

Exports of natural rubber in January 2021 was 51,158 tonnes, increased by 6.3 per cent from 48,125 tonnes in the same month last year and also increased by 11.3 per cent as compared to 45,982 tonnes in December 2021. Standard Malaysian Rubber (S.M.R.) contributed 96.8 per cent of the total natural rubber exports where S.M.R. 20 was the highest exports of 32,255 tonnes (65.1%) as shown in Chart 2.

Chart 2: Exports of Standard Malaysian Rubber (S.M.R.) by grade, January 2022

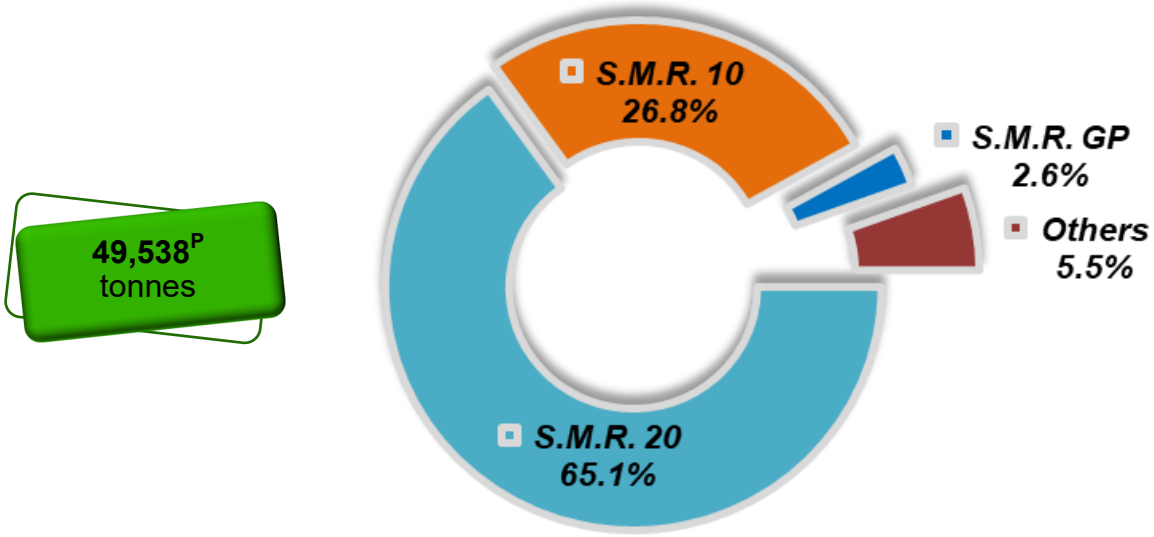

Chart 3: Main destinations of natural rubber exports, January 2022

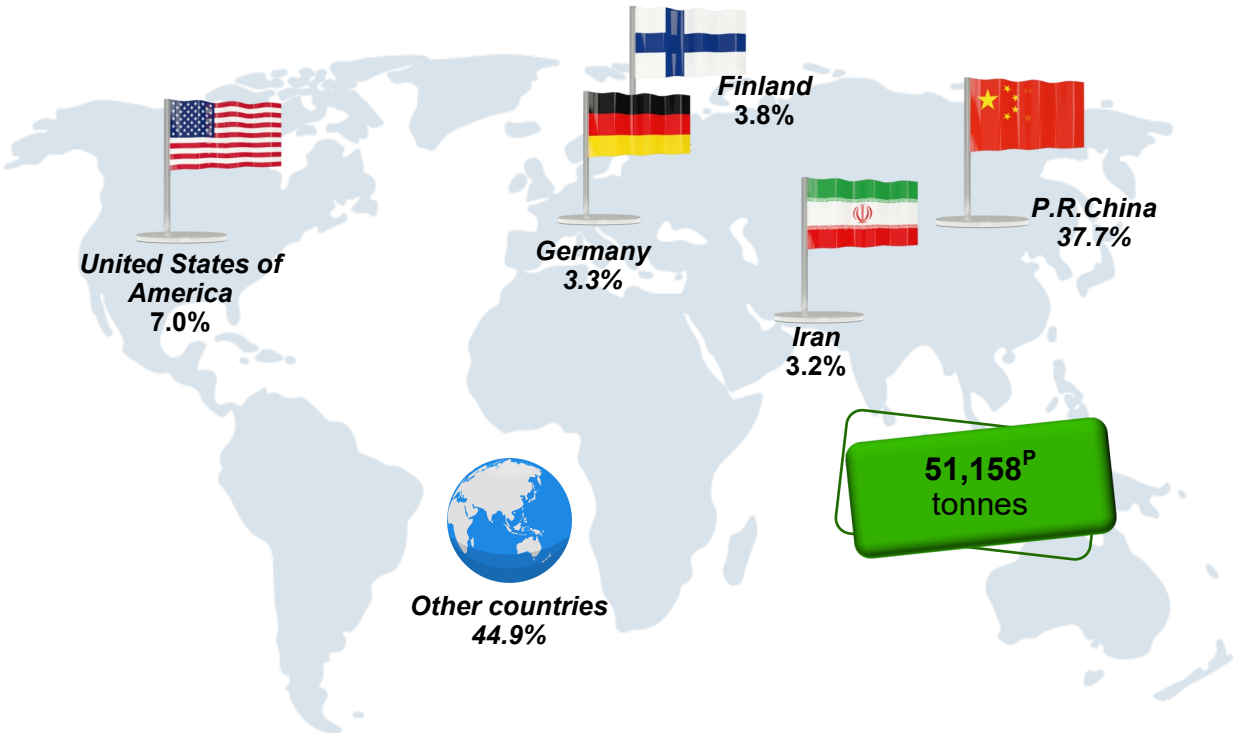

3. *IMPORTS*

Imports of natural rubber in January 2022 was 142,255 tonnes as compared to 132,152 tonnes in January 2021, increased by 7.6 per cent. Month-on-month comparison showed an increase of 25.0 per cent. The main types of imported natural rubber were Latex Concentrate (34,701 tonnes) and Ribbed Smoked Sheets (19,433 tonnes). Natural rubber mainly imported from Thailand amounted of 67,559 tonnes.

Chart 4: Imports of natural rubber by types, January 2022

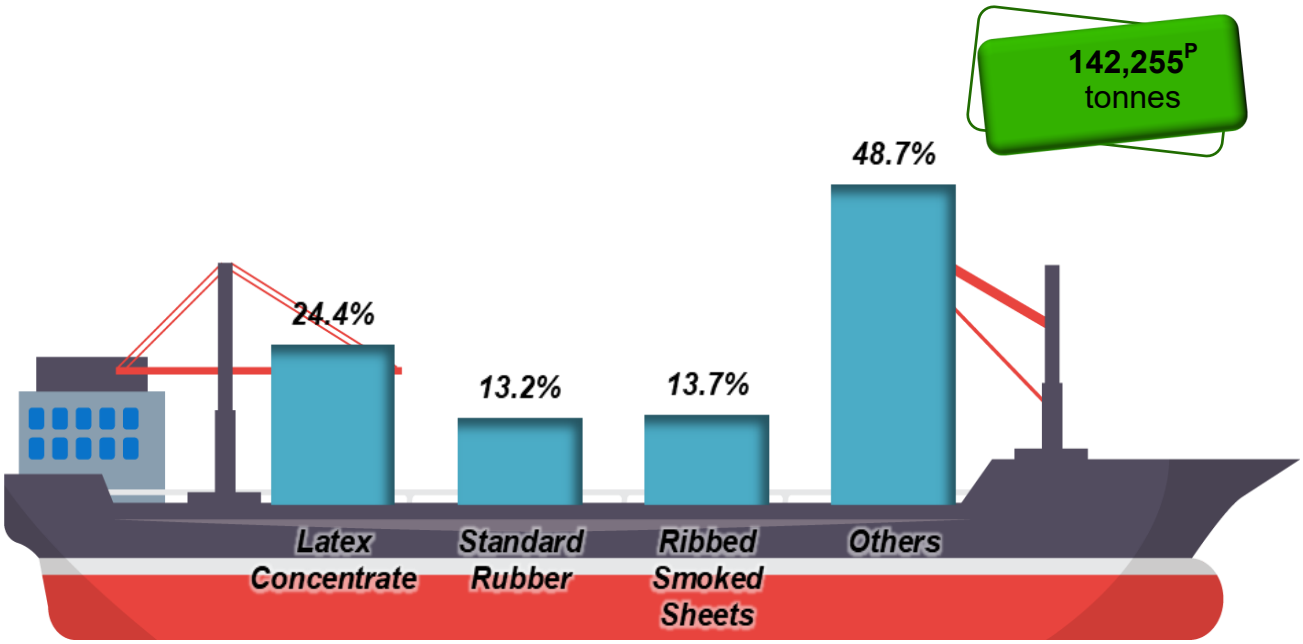

Chart 5: Imports of natural rubber from major countries, January 2022

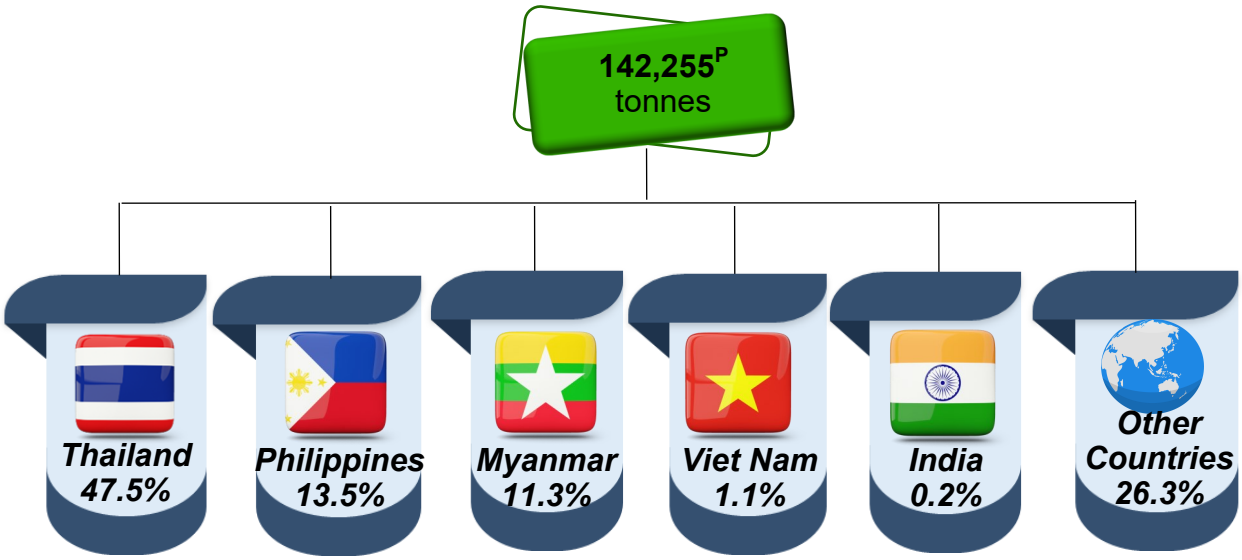

4. DOMESTIC CONSUMPTION

Domestic consumption of natural rubber in January 2022 was 43,189 tonnes, decreased by 8.3 per cent against 47,101 tonnes in January 2021 while month-on-month comparison showed an increased by 1.3 per cent from 42,618 tonnes in the last month. Rubber glove industry was the main industry for the use of natural rubber at 32,075 tonnes (74.3%).

Chart 6: Domestic consumption of natural rubber by product, January 2022

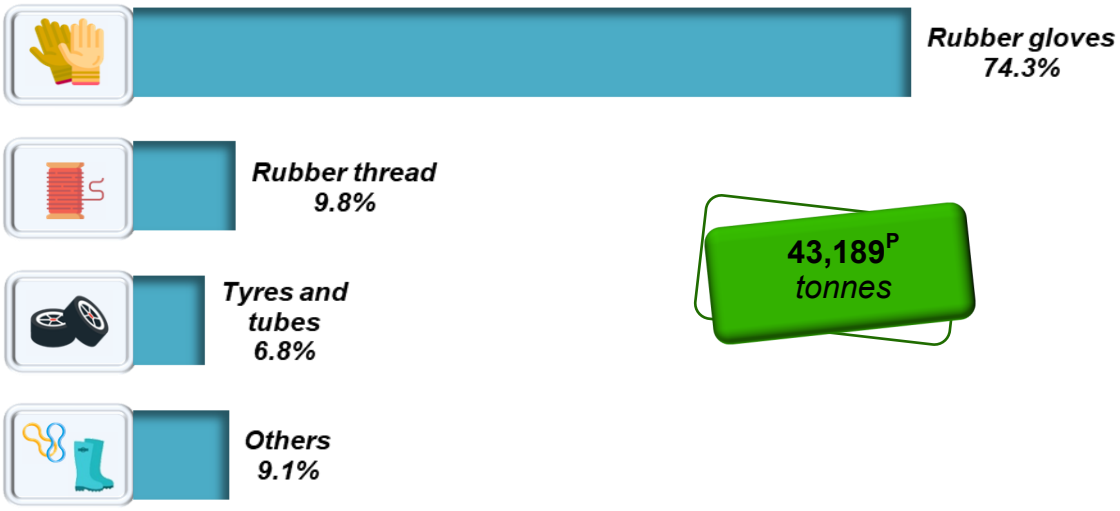

5. STOCKS

Stocks of natural rubber increased 10.4 per cent at the end of January 2022 to 310,052 tonnes against 280,841 tonnes as recorded in January 2021. Month-on-month comparison also showed the stocks increased by 8.7 per cent.

Chart 7: Stocks of natural rubber at the end of January 2022

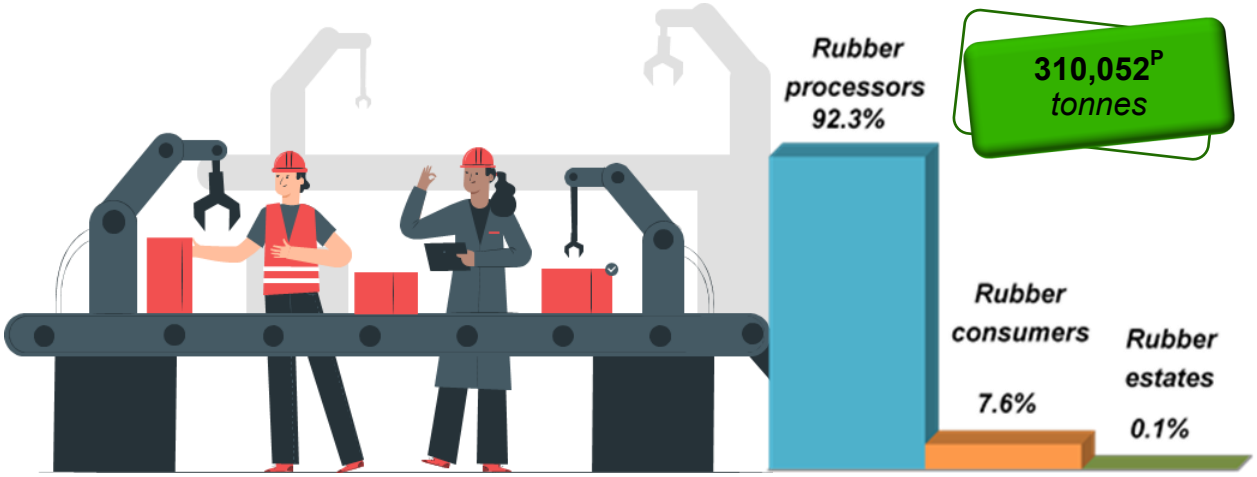

6. *AVERAGE MONTHLY PRICE PER KILOGRAM (Noon Quotations - F.O.B.)*

Average monthly price of S.M.R. 20 in January 2022 was 734.05 sen per kilogram, increased 16.8 per cent against 628.58 sen per kilogram in January 2021 and also increased by 3.0 per cent from 713.00 sen per kilogram a month before. The average monthly price of Latex Concentrate in January 2022 was 572.08 sen per kilogram, increased by 4.0 per cent from 550.26 sen per kilogram in the same month last year and also increased by 6.0 per cent as compared to 539.45 sen per kilogram in December 2021.

Chart 8: Average monthly price (noon quotations - F.O.B.) of S.M.R. 20 and Latex Concentrate

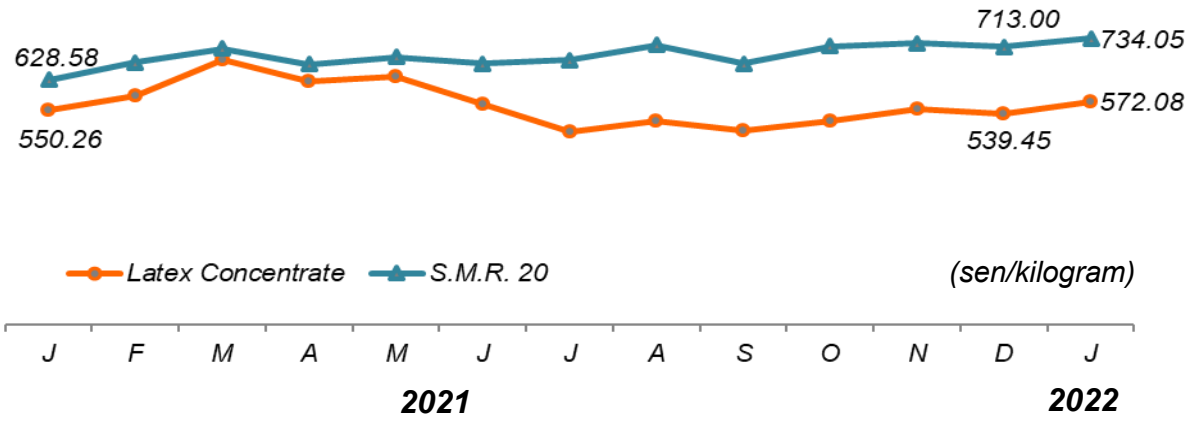

7. *EMPLOYMENT IN ESTATES*

A total of 8,480 paid employees recorded at the end of January 2022 with a decrease of 8.7 per cent from January 2021 but increased by 6.2 per cent (7,986 paid employees) in the previous month. The salaries & wages increased by 3.7 per cent o RM15.5 million against RM14.9 million in January 2021 but month-on-month comparison showed a different trend a decrease of 1.8 per cent.

Chart 9: Number of paid employees and salaries & wages, January 2022

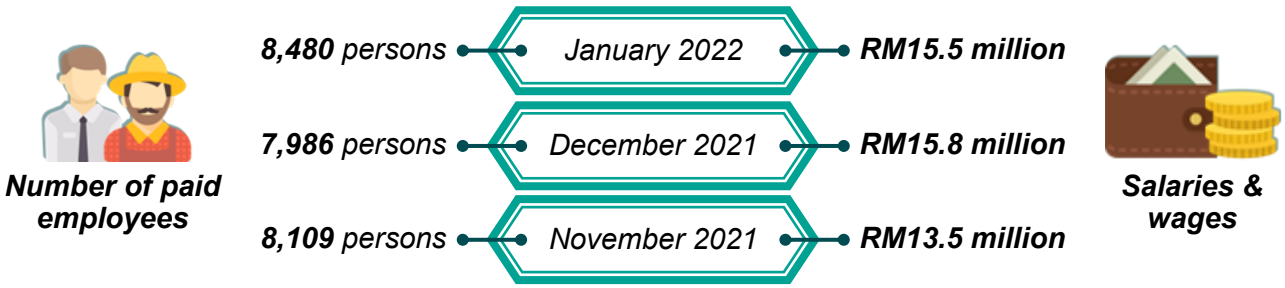

8. *PRODUCTIVITY OF ESTATES*

Productivity of natural rubber production in the estates was 106.9 kilogram per hectare in January 2022, decreased by 12.0 per cent as compared to January 2021. Month-on-month comparison showed the productivity increased by 22.2 per cent from 87.5 kilogram per hectare.

Chart 10: Monthly productivity of yield tapped and daily productivity of tappers

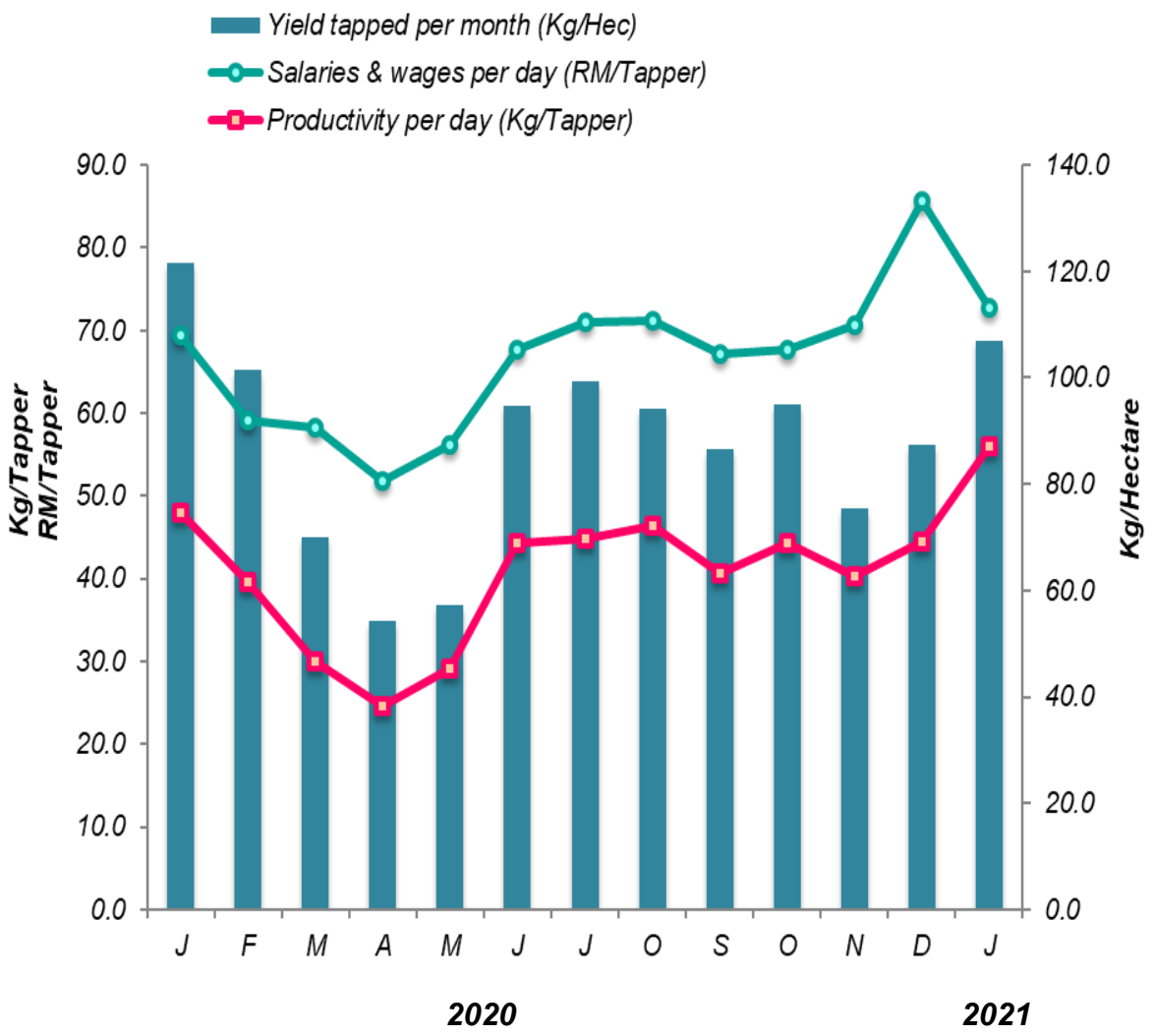

JADUAL STATISTIK

STATISTICAL TABLES

JADUAL 1 : PENAWARAN DAN PERMINTAAN GETAH ASLI

Table 1 : Supply and Demand of Natural Rubber

Tan metrik K.G.K.
Tonnes D.R.C.

Tempoh *Period*		**Penawaran** *Supply*						**Permintaan** *Demand*			
		Stok pada awal tempoh *Stocks at the beginning of period*	**Import *** *Imports*	**Pengeluaran** *Production*			**Jumlah Penawaran** *Total Supply*	**Eksport *** *Exports*	**Penggunaan Domestik** *Domestic Consumption*	**Stok pada akhir tempoh** *Stocks at the end of period*	**Jumlah Permintaan** *Total Demand*
				Estet *Estates*	**Kebun Kecil**** *Smallholdings*	**Jumlah Pengeluaran** *Total Production*					
2021[r]		285,245	1,207,301	45,347	424,322	469,669	1,962,215	653,245	501,961	285,245	1,440,451
2020		244,930	1,221,893	56,421	458,281	514,702	1,981,525	565,165	518,732	249,551	1,333,448
2019		174,004	1,082,700	61,227	578,603	639,830	1,896,534	631,304	515,466	244,930	1,391,700
2018		230,300	1,014,783	55,453	547,876	603,329	1,848,412	638,915	515,603	174,004	1,328,522
2017		203,490	1,113,006	49,321	690,817	740,138	2,056,634	616,041	488,933	230,300	1,335,274
2022	**Jan.**[P]	285,245	142,255	5,331	43,756	49,087	476,588	51,158	43,189	310,052	404,399
2021	**Dis.**	269,421	113,776	3,775	37,915	41,690	424,886	45,982	42,618	285,245	373,845
	Nov.	281,718	100,516	3,221	27,273	30,493	412,728	60,942	43,317	269,421	373,680
2021	**Jan.**	249,551	132,152	5,313	40,422	45,735	427,437	48,125	47,101	280,841	376,068
2020	**Dis.**	259,443	142,441	5,371	44,454	49,825	451,709	61,547	42,356	249,551	353,454
	Nov.	258,052	104,038	4,226	38,328	42,554	404,644	56,522	44,355	259,443	360,320

Nota*/Notes* **:** [p] **Awalan /** *Provisional*

K.G.K */D.R.C* **- Kandungan Getah Kering/***Dry Rubber Content*

*** Import dan Eksport - data hanya meliputi kod getah asli di bawah HS4001.10.000 hingga HS4001.29.999**
Imports and Exports -the data only covers natural rubber codes under HS4001.10.000 to HS4001.29.999

**** Termasuk kebun kecil Lembaga Kemajuan Tanah Persekutuan (FELDA)**
Includes Federal Land Development Authority (FELDA) smallholdings

JADUAL 2 : PENGELUARAN GETAH ASLI MENGIKUT HAK MILIK

Table 2 : Production of Natural Rubber by Ownership

Tan metrik K.G.K.
Tonnes D.R.C.

Tempoh *Period*		**Estet** *Estate*			**Kebun Kecil*** *Smallholding*	**Jumlah Pengeluaran** *Total Production*
		Residen Malaysia *Malaysian Residents*	**Bukan Residen Malaysia dan Hak Milik Bersama** *Non-Malaysian Residents and Joint Ownership*	**Jumlah** *Total*		
2021[p]		41,895	3,452	45,347	424,322	469,669
2020		52,654	3,767	56,421	458,281	514,702
2019		58,247	2,980	61,227	578,603	639,830
2018		52,286	3,167	55,453	547,876	603,329
2017		49,201	120	49,321	690,817	740,138
2022	**Jan.**[p]	5,115	216	5,331	43,756	49,087
2021	**Dis.**	3,506	268	3,775	37,915	41,690
	Nov.	2,898	322	3,221	27,273	30,493
2021	**Jan.**	4,797	516	5,313	40,422	45,735
2020	**Dis.**	4,757	614	5,371	44,454	49,825
	Nov.	3,836	390	4,226	38,328	42,554

Nota/*Notes* **:** [p] **Awalan /** *Provisional*
K.G.K / *D.R.C* **- Kandungan Getah Kering /** *Dry Rubber Content*
*** Termasuk kebun kecil Lembaga Kemajuan Tanah Persekutuan (FELDA)**
Includes Federal Land Development Authority (FELDA) smallholdings

JADUAL 3 : EKSPORT GETAH ASLI MENGIKUT JENIS TERPILIH

Table 3 : Exports of Natural Rubber by Selected Types

Tan metrik K.G.K.
Tonnes D.R.C.

Jenis *Type*	**Ke dan melalui Singapura** *To and via Singapore*				**Terus Negeri Asing** *Direct Foreign*				**Jumlah** *Total*			
	2022	**2021**		**2021**	**2022**	**2021**		**2021**	**2022**	**2021**		**2021** *Cumulative*
	Jan.[p]	**Dis.**	**Nov.**	**Jan.**	**Jan.[p]**	**Dis.**	**Nov.**	**Jan.**	**Jan.[p]**	**Dis.**	**Nov.**	**Jan.**
Getah Asap Berbunga *Ribbed Smoked Sheets*	-	-	-	-	40	-	46	3,305	40	-	46	3,305
Lateks Pekat *Latex Concentrate*	2	-	-	27	1,550	1,820	1,829	21,079	1,552	1,820	1,829	21,106
Getah Mutu Malaysia *Standard Malaysian Rubber*	-	-	6	66	49,538	44,108	57,979	624,268	49,538	44,108	57,985	624,334
Jenis-jenis lain *Other types*	-	-	-	-	29	54	1,083	4,501	29	54	1,083	4,501
Jumlah *Total*	**2**	**-**	**6**	**93**	**51,156**	**45,982**	**60,936**	**653,152**	**51,158**	**45,982**	**60,942**	**653,245**

Jenis *Type*	**Ke dan melalui Singapura** *To and via Singapore*				**Terus Negeri Asing** *Direct Foreign*				**Jumlah** *Total*			
	2021[r]	**2020**	**2019**	**2018**	**2021[r]**	**2020**	**2019**	**2018**	**2021[r]**	**2020**	**2019**	**2018**
Getah Asap Berbunga *Ribbed Smoked Sheets*	-	-	3	2	3,305	285	2,394	1,288	3,305	286	2,397	1,290
Lateks Pekat *Latex Concentrate*	27	43	35	73	21,079	19,631	23,153	26,945	21,106	19,674	23,188	27,019
Getah Mutu Malaysia *Standard Malaysian Rubber*	66	2,916	11,866	7,627	624,268	541,550	593,191	601,807	624,334	544,465	605,056	609,435
Jenis-jenis lain *Other types*	-	-	-	-	4,501	741	662	1,172	4,501	741	662	1,172
Jumlah *Total*	**93**	**2,959**	**11,904**	**7,703**	**653,152**	**562,206**	**619,400**	**631,212**	**653,245**	**565,165**	**631,304**	**638,915**

Nota/*Notes* **:** [p] **Awalan /** *Provisional*
K.G.K / *D.R.C* **- Kandungan Getah Kering /** *Dry Rubber Content*
Jumlah berbeza disebabkan pembundaran / *The total differs due to rounding*

JADUAL 4 : EKSPORT GETAH ASLI MENGIKUT NEGARA YANG DITUJU

Table 4 : Exports of Natural Rubber by Country of Destination

Tan metrik K.G.K.
Tonnes D.R.C.

Negara-Negara Utama *Major Countries*	**2021**	**2020**	**2019**	**2018**	**2022**	**2021**		**2021**	**2020**	
					Jan.[p]	**Dis.**	**Nov.**	**Jan.**	**Dis.**	**Nov.**
Afrika Selatan *South Africa*	4,506	3,564	4,152	5,179	202	90	195	4,506	255	23
Amerika Syarikat/*U.S.A*	39,186	18,655	25,028	17,487	3,597	976	6,918	39,186	3,342	599
Argentina	5,796	3,620	4,505	2,576	721	779	434	5,796	242	107
Belanda/*Netherlands*	1,079	2,671	2,892	2,651	72	-	83	1,079	242	223
Belgium	7,481	1,790	2,498	3,773	43	40	70	7,481	81	10
Brazil	12,036	10,987	14,033	11,313	1,475	839	1,232	12,036	1,546	622
China	315,556	292,689	309,358	311,688	19,280	19,064	27,191	315,556	33,129	32,673
Finland	25,885	18,467	27,317	24,628	1,956	4,939	2,278	25,885	1,230	1,915
Greece	273	382	151	284	49	-	9	273	-	59
Hong Kong	41	31	30	108	10	-	-	41	-	-
Iran, Republik Islam *Iran, Islamic Republic of*	15,076	20,132	27,296	34,589	1,650	605	2,457	15,076	1,550	2,859
Itali/*Italy*	5,216	6,195	9,369	6,346	516	302	250	5,216	241	435
Jepun/*Japan*	5,081	2,454	3,598	4,312	499	174	308	5,081	184	222
Jerman/*Germany*	28,596	57,442	71,080	89,673	1,691	1,142	3,079	28,596	6,278	5,119
Kanada/*Canada*	3,561	2,758	1,552	1,956	20	383	262	3,561	81	504
Korea, Rep. *Korea, Rep. of*	8,575	9,139	12,205	14,124	699	288	910	8,575	890	1,192

Nota/*Notes* **:** [p] **Awalan /** *Provisional*
K.G.K / *D.R.C* - Kandungan Getah Kering / *Dry Rubber Content*

JADUAL 4 : EKSPORT GETAH ASLI MENGIKUT NEGARA YANG DITUJU (samb.)

Table 4 : Exports of Natural Rubber by Country of Destination (cont'd)

Tan metrik

Tonnes D.R

Negara-Negara Utama *Major Countries*	**2021**	**2020**	**2019**	**2018**	**2022**	**2021**		**2021**	**2020**	
					Jan.[p]	**Dis.**	**Nov.**	**Jan.**	**Dis.**	**Nov.**
Mesir/*Egypt*	8,715	7,642	9,170	7,969	874	868	204	8,715	780	814
Mexico	1,771	257	1,995	4,677	220	675	179	1,771	-	18
Pakistan	10,998	2,446	2,492	3,724	1,042	1,923	388	10,998	783	150
Perancis/*France*	9,650	6,176	7,613	7,774	609	278	355	9,650	698	244
Poland	1,237	1,373	1,951	3,154	45	20	237	1,237	20	112
Portugal	3,327	4,980	8,075	8,570	423	40	222	3,327	484	625
Sepanyol/*Spain*	2,304	2,229	1,945	1,701	40	236	244	2,304	93	174
Singapura *Singapore*	52	60	755	704	2	-	6	52	10	2
Sweden	426	482	696	866	20	-	46	426	-	-
Taiwan	4,068	13,728	12,097	5,032	140	142	290	4,068	1,681	933
Turki/*Turkey*	16,809	14,814	13,632	15,897	1,464	1,490	1,217	16,809	1,493	1,902
Ukraine	42	57	59	84	-	-	-	42	-	10
United Kingdom	2,118	2,512	4,450	5,258	69	202	102	2,118	113	263
Vietnam	1,822	3,093	7,555	5,608	40	152	73	1,822	373	30
Negara lain *Other countries*	111,963	54,338	43,754	37,212	13,690	10,335	11,703	111,963	5,727	4,679
Jumlah *Total*	**653,245**	**565,165**	**631,304**	**638,915**	**51,158**	**45,982**	**60,942**	**653,245**	**61,547**	**56,522**

Nota/*Notes* **:** [p] **Awalan /** *Provisional*

K.G.K / *D.R.C* **- Kandungan Getah Kering /** *Dry Rubber Content*

Jumlah berbeza disebabkan pembundaran / *The total differs due to rounding*

JADUAL 5: EKSPORT GETAH MUTU MALAYSIA (G.M.M.) MENGIKUT GRED
Table 5: Exports of Standard Malaysian Rubber (S.M.R.) by Grade

Tan metrik K.G.K.
Tonnes D.R.C.

Gred *Grade*					**2022**	**2021**		**2021**	**2020**	
	2021	**2020**	**2019**	**2018**	**Jan.[p]**	**Dis.**	**Nov.**	**Jan.**	**Dis.**	**Nov.**
G.M.M. L *S.M.R. L*	759	1,072	1,358	1,736	39	60	60	108	80	170
G.M.M. 5 *S.M.R. 5*	3,003	3,011	2,661	3,378	161	181	101	422	81	161
G.M.M. 10 *S.M.R. 10*	165,867	143,681	183,980	196,819	13,270	15,560	15,094	12,638	14,861	11,062
G.M.M. 20 *S.M.R. 20*	418,311	366,475	382,419	369,172	32,255	26,336	40,217	30,935	41,509	40,196
G.M.M. GP *S.M.R. GP*	19,534	16,846	23,033	27,843	1,278	1,217	1,576	861	1,691	1,479
G.M.M. CV *S.M.R. CV*	9,333	10,995	9,459	7,422	623	560	533	1,285	1,273	1,229
Lain-Lain * *Others*	7,528	2,384	2,146	3,064	1,912	194	403	405	423	223
Jumlah *Total*	**624,334**	**544,465**	**605,056**	**609,435**	**49,538**	**44,108**	**57,985**	**46,654**	**59,918**	**54,521**

Nota/*Notes* **:** [p] **Awalan /** *Provisional*
*** Lain-lain termasuk** *housegrade / Others includes housegrade*
K.G.K / *D.R.C* **- Kandungan Getah Kering /** *Dry Rubber Content*
Jumlah berbeza disebabkan pembundaran / *The total differs due to rounding*

JADUAL 6 : IMPORT GETAH ASLI MENGIKUT JENIS TERPILIH
Table 6 : Imports of Natural Rubber by Selected Types

Tan metrik K.G.K.
Tonnes D.R.C.

Jenis *Type*	Dari dan melalui Singapura *From and via Singapore*				Terus Negeri Asing *Direct Foreign*				Jumlah *Total*			
	2022	2021		2021	2022	2021		2021	2022	2021		2021
	Jan.[p]	Dis.	Nov.	Jan.	Jan.[p]	Dis.	Nov.	Jan.	Jan.[p]	Dis.	Nov.	Jan.
Getah Asap Berbunga *Ribbed Smoked Sheets*	1,648	200	200	1,600	17,785	11,152	8,876	5,705	19,433	11,352	9,076	7,305
Lateks Pekat *Latex Concentrate*	0	-	-	-	34,701	31,559	29,217	33,402	34,701	31,559	29,217	33,402
Getah Berpiawaian* *Standard Rubber*	-	7.44	-	107	18,718	12,197	13,800	17,191	18,718	12,205	13,800	17,298
Jenis-jenis lain *Other types*	638	1,097	412	2,603	68,765	57,563	48,012	71,544	69,403	58,661	48,424	74,147
Jumlah *Total*	**2,286**	**1,305**	**612**	**4,310**	**139,969**	**112,471**	**99,904**	**127,842**	**142,255**	**113,776**	**100,516**	**132,152**

Jenis *Type*	Dari dan melalui Singapura *From and via Singapore*				Terus Negeri Asing *Direct Foreign*				Jumlah *Total*			
	2021[r]	2020	2019	2018	2021[r]	2020	2019	2018	2021[r]	2020	2019	2018
Getah Asap Berbunga *Ribbed Smoked Sheets*	8,160	6,770	924	20	80,552	29,801	46,210	48,080	88,712	36,571	47,134	48,100
Lateks Pekat *Latex Concentrate*	7	597	2	-	337,247	347,714	312,005	333,427	337,254	348,311	312,006	333,427
Getah Berpiawaian* *Standard Rubber*	262	318	1	318	165,251	192,548	226,200	226,836	165,513	192,865	226,202	227,153
Jenis-jenis lain *Other types*	12,048	18,511	7,538	12,040	603,773	625,635	489,819	394,063	615,822	644,146	497,358	406,102
Jumlah *Total*	**20,478**	**26,195**	**8,465**	**12,377**	**1,186,823**	**1,195,697**	**1,074,235**	**1,002,406**	**1,207,301**	**1,221,893**	**1,082,700**	**1,014,783**

Nota/*Notes* **:** [p] **Awalan /** *Provisional*
*** Piawaian getah secara teknikal setaraf dengan G.M.M. /** *Rubber by technical standard similar to S.M.R.*
K.G.K / *D.R.C* **- Kandungan Getah Kering /** *Dry Rubber Content*
Jumlah berbeza disebabkan pembundaran / *The total differs due to rounding*

JADUAL 7 : IMPORT GETAH ASLI MENGIKUT NEGARA ASAL

Table 7: Imports of Natural Rubber by Country of Origin

Tan metrik K.G.K.
Tonnes D.R.C.

Negara Asal *Country of Origin*	Dari dan melalui Singapura *From and via Singapore*				Terus Negeri Asing *Direct Foreign*				Jumlah *Total*			
	2022	2021		2021	2022	2021		2021	2022	2021		2021
	Jan.[p]	Dis.	Nov.	Jan.	Jan.[p]	Dis.	Nov.	Jan.	Jan.[p]	Dis.	Nov.	Jan.
Indonesia Rep.	-	-	-	-	168	84	101	888	168	84	101	888
Kemboja/*Cambodia*	-	-	-	-	-	-	-	115	-	-	-	115
India	-	-	-	-	286	121	-	3,232	286	121	-	3,232
Myanmar	1,648	200	200	1,600	14,382	10,554	8,083	5,653	16,030	10,754	8,283	7,253
Filipina/*Philippines*	-	-	-	-	19,208	18,515	20,395	13,053	19,208	18,515	20,395	13,053
Thailand	-	-	-	-	67,559	54,888	42,200	45,048	67,559	54,888	42,200	45,048
Viet Nam	-	-	-	-	1,578	584	462	1,043	1,578	584	462	1,043
Negara lain/*Other countries*	638	1,105	412	2,710	36,787	27,725	28,664	58,810	37,425	28,830	29,076	61,520
Jumlah *Total*	**2,286**	**1,305**	**612**	**4,310**	**139,969**	**112,471**	**99,904**	**127,842**	**142,255**	**113,776**	**100,516**	**132,152** -

Negara Asal *Country of Origin*	Dari dan melalui Singapura *From and via Singapore*				Terus Negeri Asing *Direct Foreign*				Jumlah *Total*			
	2021[P]	2020	2019	2018	2021[P]	2020	2019	2018	2021[P]	2020	2019	2018
Indonesia Rep.	0	-	22	-	6,782	19,365	4,679	3,997	6,782	19,365	4,701	3,997
Kemboja/*Cambodia*		-	-	-	1,277	1,840	9,531	17,363	1,277	1,840	9,531	17,363
India	10	-	-	23	7,361	3,147	6,735	6,291	7,372	3,147	6,735	6,313
Myanmar	6,900	6,730	902	-	74,604	21,350	36,759	27,519	81,504	28,080	37,661	27,519
Filipina/*Philippines*	-	-	200	-	156,806	130,140	110,874	98,186	156,806	130,140	111,074	98,186
Thailand	-	-	1	-	512,815	478,136	486,098	480,053	512,815	478,136	486,099	480,053
Viet Nam	-	-	-	-	9,024	14,390	42,392	75,570	9,024	14,390	42,392	75,570
Negara lain/*Other countries*	13,567	19,465	7,340	12,354	418,154	527,329	377,167	293,427	431,721	546,794	384,507	305,782
Jumlah *Total*	**20,478**	**26,195**	**8,465**	**12,377**	**1,186,823**	**1,195,697**	**1,074,235**	**1,002,406**	**1,207,301**	**1,221,893**	**1,082,700**	**1,014,783**

Nota/*Notes* **:** [p] **Awalan /** *Provisional*
K.G.K / *D.R.C* **- Kandungan Getah Kering /** *Dry Rubber Content*
Jumlah berbeza disebabkan pembundaran / *The total differs due to rounding*

JADUAL 8: STOK GETAH ASLI PADA AKHIR BULAN MENGIKUT BANCI

Table 8: Stocks of Natural Rubber held at the end of the month by Census

Tan metrik K.G.K.
Tonnes D.R.C.

Banci *Census* / **Pada akhir bulan** *At the end of the month*	**2022**	**2021**		**2021**	**2020**	
	Jan.[p]	**Dis.**	**Nov.**	**Jan.**	**Dis.**	**Nov.**
Estet Getah *Rubber Estates*	348	345	326	399	515	501
Pemproses Getah *Rubber Processors*	286,023	261,793	247,887	257,000	225,149	234,306
Pengguna Getah *Rubber Consumers*	23,680	23,106	21,208	23,442	23,886	24,635
Jumlah *Total*	**310,052**	**285,245**	**269,421**	**280,841**	**249,551**	**259,443**

Nota/*Notes* **:** [p] **Awalan /** *Provisional*
K.G.K / *D.R.C* **- Kandungan Getah Kering /** *Dry Rubber Content*

JADUAL 9 : PENGELUARAN DAN STOK LATEKS PEKAT

Table 9 : Production and Stocks of Concentrated Latex

Tan metrik K.G.K.
Tonnes D.R.C.

Tempoh *Period*		**Pengeluaran** *Production*	**Stok pada akhir tempoh** *Stocks at the end of period*
2021[p]		34,055	23,774
2020		34,453	24,788
2019		41,338	29,437
2018		41,071	29,636
2022	**Jan.**[p]	3,927	24,429
2021	**Dis.**	3,784	23,774
	Nov.	2,405	20,485
2021	**Jan.**	3,862	24,881
2020	**Dis.**	4,216	24,788
	Nov.	3,179	24,564

JADUAL 10 : PENGGUNAAN DOMESTIK GETAH ASLI MENGIKUT INDUSTRI

Table 10 : Domestic Consumption of Natural Rubber by Industry

Tan metrik K.G.K.
Tonnes D.R.C.

Tempoh *Period*	**Keterangan Industri** *Industry Description*	**Industri tayar dan tiub** *Tyres and tubes industries*	**Membuat kasut getah** *Manufacture of rubber footwear*	**Membuat produk getah lain, t.k.m.** *Manufacture of other rubber products, n.e.c.*								**Semua industri pembuatan lain yang menggunakan getah asli** *All other manufacturing industries consuming natural rubber* **(a)**	**Jumlah** *Total*
				Campuran getah *Rubber compound*	**Gelang getah** *Rubber bands*	**Kepingan-kepingan getah** *Rubber sheeting*	**Produk lateks** *Latex products*				**Produk getah lain** *Other rubber products*		
							Sarung tangan getah *Rubber gloves*	**Benang getah** *Rubber thread*	**Foam** *Foam*	**Produk lateks lain** *Other latex products*			
2021		31,259	388	1,418	1,930	5,583	380,488	43,593	5,265	13,740	8,996	9,303	501,961
2020		32,640	346	1,690	1,866	4,162	401,566	40,029	5,948	13,113	9,322	8,050	518,732
2019		35,386	559	1,675	2,311	5,171	391,007	39,968	7,155	12,961	10,831	8,442	515,466
2018		35,222	509	1,632	2,273	5,191	389,177	41,610	7,423	14,326	11,020	7,220	515,603
2022	**Jan.**[p]	2,948	20	123	138	632	32,075	4,227	433	1,196	759	638	43,189
2021	**Dis.**[p]	3,057	42	114	160	545	31,285	4,114	421	1,157	745	977	42,618
	Nov.	3,058	19	163	164	580	31,564	4,459	499	1,211	880	721	43,317
2021	**Jan.**	2,799	59	102	171	212	36,019	4,306	554	1,253	781	844	47,101
2020	**Dis.**	2,783	13	118	163	461	31,498	4,047	576	1,167	828	703	42,356
	Nov.	3,144	39	126	194	422	33,228	3,816	604	1,160	735	885	44,355

Nota/Notes : [p] **Awalan /** *Provisional*

K.G.K / *D.R.C* **- Kandungan Getah Kering /** *Dry Rubber Content*

(a) Semua industri pembuatan lain yang menggunakan getah asli mengikut keterangan industri termasuk industri membuat tali-temali, tali dan pintal, membuat keluaran pulpa, kertas dan kertas tebal, t.k.m., membuat keluaran-keluaran kimia, t.k.m., membuat keluaran-keluaran plastik, t.k.m., bengkel-bengkel, kabel dan dawai, membuat bahagian pengganti kereta motor dan kelengkapannya, membuat dan memasang basikal, basikal roda tiga dan beca.

All other manufacturing industries consuming natural rubber according to industry description includes cordage, rope and twine industries, manufacture of pulp, paper and paperboard articles, n.e.c., manufacture of chemical products, n.e.c., manufacture of plastic products, n.e.c., foundries, cables and wires, manufacture of motor vehicle parts and accessories, manufacture and assembly of bicycles, tricycles and trishaws.

JADUAL 11: HARGA PURATA BULANAN BAGI GETAH ASLI
Table 11 : Average Monthly Price of Natural Rubber

Sen/Kg

Tempoh *Period*		**Harga di ladang** *Farmgate price*		**Sebut Harga pada waktu tengah hari - "F.O.B."**** *Noon Quotations - F.O.B.*						
		Susu Getah Cair *Field Latex*	**Sekerap** *Scrap*	**Lateks Pekat*** *Latex Concentrate*	**Getah Mutu Malaysia (1 - Pallet tan metrik)** *Standard Malaysian Rubber (1 - Tonne pallet)*					
					G.M.M. CV *S.M.R. CV*	**G.M.M. L** *S.M.R. L*	**G.M.M. 5** *S.M.R. 5*	**G.M.M. GP** *S.M.R. GP*	**G.M.M. 10** *S.M.R. 10*	**G.M.M. 20** *S.M.R. 20*
2021		633.10	555.11	563.86	959.76	949.76	699.94	696.94	689.94	687.94
2020		521.11	406.99	491.01	838.34	828.34	560.03	557.03	550.03	548.03
2019		478.84	436.50	452.63	822.95	808.09	589.68	586.68	579.68	577.68
2018		442.86	400.82	429.90	714.17	666.27	555.56	552.56	545.56	543.56
2022	**Jan.**	627.71	603.05	572.08	973.47	963.47	746.05	743.05	736.05	734.05
2021	**Dis.**	610.88	584.07	539.45	919.07	909.07	725.00	722.00	715.00	713.00
	Nov.	608.54	586.10	553.64	942.74	932.74	733.88	730.88	723.88	721.88
2021	**Jan.**	633.25	487.07	550.26	937.05	927.05	640.58	637.58	630.58	628.58
2020	**Dis.**	664.92	491.69	582.79	991.31	981.31	640.74	637.74	630.74	628.74
	Nov.	719.16	492.75	620.76	1,054.57	1044.57	644.74	641.74	634.74	632.74

Nota/*Notes* **:** *** 60% Kandungan Getah Kering (K.G.K)** */ 60% Dry Rubber Content (D.R.C.)*
** **F.O.B.** - *Free On Board*

Punca: Lembaga Getah Malaysia (LGM)
Source: Malaysian Rubber Board (MRB)

JADUAL 12 : GUNA TENAGA DAN GAJI & UPAH DIBAYAR MENGIKUT KATEGORI PEKERJA DI ESTET GETAH

Table 12 : Employment and Salaries & Wages Paid in Rubber Estates by Category of Workers

Seperti pada akhir tempoh *As at end of period*		**Pekerja bergaji dan Gaji & Upah** *Employees and Salaries & Wages*											
		Pekerja diambil secara langsung *Employees directly employed*						**Pekerja diambil secara kontrak** *Employees on contract basis*				**Jumlah** *Total*	
		Kakitangan Pentadbiran *Administrative Staff*		**Pekerja Estet** *Estate Workers*		**Pekerja Kilang** *Factory Workers*		**Pekerja Estet** *Estate Workers*		**Pekerja Kilang** *Factory Workers*			
		Bilangan pekerja *Number of workers*	**Gaji & Upah** *Salaries & Wages* **(RM'000)**	**Bilangan pekerja** *Number of workers*	**Gaji & Upah** *Salaries & Wages* **(RM'000)**	**Bilangan pekerja** *Number of workers*	**Gaji & Upah** *Salaries & Wages* **(RM'000)**	**Bilangan pekerja** *Number of workers*	**Gaji & Upah** *Salaries & Wages* **(RM'000)**	**Bilangan pekerja** *Number of workers*	**Gaji & Upah** *Salaries & Wages* **(RM'000)**	**Bilangan pekerja** *Number of workers*	**Gaji & Upah** *Salaries & Wages* **(RM'000)**
2021	**Dis.**	1,636	4,588	4,785	8,882	-	-	1,557	2,280	-	-	7,978	15,750
2020	**Dis.**	1,723	4,484	5,954	10,719	48	101	2,003	3,030	-	-	9,728	18,334
2019	**Dis.**	1,904	4,820	6,967	12,227	64	127	2,124	3,540	-	-	11,059	20,714
2018	**Dis.**	1,904	4,845	7,506	11,268	30	48	2,041	2,697	-	-	11,481	18,858
2022	**Jan.**[p]	1,764	4,711	4,909	7,876	-	-	1,807	2,943	-	-	8,480	15,529
2021	**Dis.**	1,639	4,612	4,790	8,926	-	-	1,557	2,280	-	-	7,986	15,819
	Nov.	1,643	4,399	4,867	6,858	-	-	1,599	2,285	-	-	8,109	13,542
2021	**Jan.**	1,700	4,065	5,596	7,994	65	115	1,931	2,797	-	-	9,292	14,971
2020	**Dis.**	1,723	4,484	5,954	10,719	48	101	2,003	3,030	-	-	9,728	18,334
	Nov.	1,756	4,156	6,126	7,902	48	92	1,978	3,093	-	-	9,908	15,243

Nota/*Notes* **:** [p] **Awalan** / *Provisional*

JADUAL 13 : PRODUKTIVITI PENGELUARAN DAN PENOREH BAGI ESTET GETAH

Table 13 : Productivity of Production and Tappers in Rubber Estates

Tempoh *Period*		**Bilangan pekerja pada akhir tempoh** *Number of workers at end of period*				**Gaji & Upah (RM '000)** *Salaries & Wages*				**Keluasan ditanam pada akhir tempoh** *Planted area at end of period* **(Hektar)** (*Hectare*)	**Pengeluaran** *Production* **(Kg K.G.K)** *(Kg D.R.C)*	**Keluasan ditoreh pada akhir tempoh** *Tapped area at end of period* **(Hektar)** (*Hectare*)	**Purata bil. hari menoreh** *Average number of tapping days*	**Produktiviti pengeluaran** *Productivity of production* **(Kg/Hek)** *(Kg/Ha)*	**Produktiviti penoreh (sehari)** *Productivity of tappers (per day)*	
		Pekerja Estet *Estate Workers*		**Lain-Lain** *Others*	**Jumlah** *Total*	**Pekerja Estet** *Estate Workers*		**Lain-Lain** *Others*	**Jumlah** *Total*							
		Penoreh *Tappers*	**Pekerja Ladang** *Field Workers*			**Penoreh** *Tappers*	**Pekerja Ladang** *Field Workers*								**(RM)**	**(Kg K.G.K)** *(Kg D.R.C.)*
2021		4,232	2,115	1,647	7,994	75,305	40,753	49,996	166,054	85,617	45,347,184	43,143	246	1,051.1	72.5	43.6
2020		5,455	2,502	1,779	9,736	90,759	44,881	51,627	187,267	91,013	56,420,718	43,234	253	1,305.0	65.8	40.9
2019		5,994	3,097	1,976	11,067	100,256	52,710	56,452	209,418	95,354	61,227,315	43,533	260	1,406.5	64.4	39.3
2018		6,235	3,312	1,936	11,483	93,424	43,424	48,866	185,714	73,461	55,452,999	39,485	254	1,404.4	59.1	35.1
2022	**Jan.**[p]	4,516	2,200	1,772	8,488	6,914	3,904	4,711	15,529	97,160	5,331,057	49,851	21	106.9	72.7	56.0
2021	**Dis.**	4,232	2,115	1,647	7,994	7,252	3,955	4,612	15,819	85,617	3,774,769	43,143	20	87.5	85.6	44.6
	Nov.	4,312	2,154	1,651	8,117	5,654	3,489	4,399	13,542	86,101	3,220,597	42,644	19	75.5	70.7	40.2
2021	**Jan.**	5,272	2,255	1,773	9,300	7,617	3,174	4,180	14,971	86,256	5,313,187	43,729	21	121.5	69.2	48.3
2020	**Dis.**	5,455	2,502	1,779	9,736	9,275	4,474	4,585	18,334	91,013	5,371,029	43,234	21	124.2	81.0	46.9
	Nov.	5,548	2,556	1,812	9,916	7,424	3,571	4,244	15,239	91,102	4,225,507	43,040	19	98.2	70.8	40.3

Nota/*Notes* : [p] **Awalan** / *Provisional*

K.G.K / *D.R.C* **- Kandungan Getah Kering /** *Dry Rubber Content*

JADUAL 14 : PENGELUARAN, KELUASAN DITOREH DAN PURATA BILANGAN HARI MENOREH BAGI ESTET GETAH MENGIKUT NEGERI

Table 14 : Production, Tapped Area and Average Number of Tapping Days in Rubber Estates by State

Negeri *State* **(a)**	**Bilangan estet** *Number of estates*	**Pengeluaran** *Production* **Tan metrik K.G.K.** *Tonnes D.R.C.*			**Keluasan ditoreh pada akhir tempoh** *Tapped area at end of period* **Hektar** *Hectare*			**Purata bilangan hari menoreh** *Average number of tapping days*		
		2022	**2021**		**2022**	**2021**		**2022**	**2021**	
		Jan.[P]	**Dis.**	**Nov.**	**Jan.[P]**	**Dis.**	**Nov.**	**Jan.[P]**	**Dis.**	**Nov.**
Johor	15	391	357	321	4,947	4,345	4,429	21	22	21
Kedah & Perlis	35	980	974	555	9,856	9,785	9,564	22	21	18
Kelantan & Terengganu	55	1,152	721	794	14,933	11,636	11,478	20	17	16
Melaka & Negeri Sembilan	14	269	274	142	4,535	4,534	4,534	19	18	17
Pahang	18	637	261	235	5,405	2,460	2,460	22	21	20
Perak	16	1,347	520	439	2,572	2,417	2,467	21	22	20
Selangor	9	208	238	291	3,293	3,655	3,501	26	25	25
Sabah & Sarawak	7	346	429	445	4,310	4,311	4,211	21	21	25
Jumlah *Total*	**169**	**5,331**	**3,775**	**3,221**	**49,851**	**43,143**	**42,644**	**21**	**20**	**19**

Nota/*Notes* **:** [P] **Awalan /** *Provisional*

(a) Tiada estet direkodkan bagi negeri Pulau Pinang / *No estates were recorded in Pulau Pinang.*

K.G.K / *D.R.C* **- Kandungan Getah Kering /** *Dry Rubber Content*

JADUAL STATISTIK SUKU TAHUN

QUARTERLY STATISTICAL TABLES

JADUAL 15 : PENAWARAN DAN PERMINTAAN GETAH ASLI MENGIKUT SUKU TAHUNAN

Table 15 : Supply and Demand of Natural Rubber by Quarter

Tan metrik K.G.K.
Tonnes D.R.C.

Tempoh *Period*		**Penawaran** *Supply*						**Permintaan** *Demand*			
		Stok pada awal tempoh** *Stocks at the beginning of period*	**Import *** *Imports*	**Pengeluaran** *Production*			**Jumlah Penawaran** *Total Supply*	**Eksport *** *Exports*	**Penggunaan Domestik** *Domestic Consumption*	**Stok pada akhir tempoh** *Stocks at the end of period*	**Jumlah Permintaan** *Total Demand*
				Estet *Estates*	**Kebun Kecil***** *Smallholdings*	**Jumlah Pengeluaran** *Total Production*					
2018		230,300	1,014,783	55,453	547,876	603,329	1,848,412	638,915	515,603	174,004	1,328,522
2019		174,004	1,082,700	61,227	578,603	639,830	1,896,534	631,304	515,466	244,930	1,391,700
2020		244,930	1,221,893	56,421	458,281	514,702	1,981,525	565,165	518,732	249,551	1,333,448
2021[p]		249,551	1,207,301	45,347	424,322	469,669	1,926,521	653,245	501,961	285,245	1,440,451
2017	**ST1 /** *Q1*	203,490	286,302	13,411	221,545	234,956	724,748	167,890	117,750		285,640
	ST2 / *Q2*		213,149	9,166	134,554	143,720	356,869	153,884	119,344		273,228
	ST3 / *Q3*		266,046	12,692	155,812	168,503	434,549	147,520	123,139		270,659
	ST4 / *Q4*		347,509	14,052	178,907	192,959	540,468	146,746	128,700	230,300	505,747
2018	**ST1 /** *Q1*	230,300	336,952	13,550	151,116	164,666	731,918	154,214	129,387		283,600
	ST2 / *Q2*		192,557	9,655	103,197	112,851	305,408	162,861	128,273		291,134
	ST3 / *Q3*		231,287	17,633	149,759	167,392	398,679	166,526	128,369		294,894
	ST4 / *Q4*		253,987	14,615	143,805	158,420	412,407	155,315	129,575	174,004	458,893
2019	**ST1 /** *Q1*	174,004	274,819	15,884	169,346	185,230	634,053	144,163	128,242		272,405
	ST2 / *Q2*		221,183	10,809	104,389	115,198	336,381	167,327	126,485		293,812
	ST3 / *Q3*		248,115	18,064	161,354	179,418	427,533	171,210	122,810		294,020
	ST4 / *Q4*		338,583	16,470	143,514	159,984	498,567	148,604	137,929	244,930	531,463
2020	**ST1 /** *Q1*	244,930	371,299	13,667	136,992	150,659	766,888	142,877	123,648		266,525
	ST2 / *Q2*		183,638	11,076	78,113	89,190	272,828	112,963	120,888		233,851
	ST3 / *Q3*		299,600	17,036	115,495	132,531	432,131	136,764	139,214		275,978
	ST4 / *Q4*		367,355	14,641	127,681	142,322	509,677	172,561	134,982	249,551	557,094
2021	**ST1 /** *Q1*	249,551	350,472	13,013	118,630	131,643	731,666	161,609	141,541		303,150
	ST2 / *Q2*		295,306	9,216	80,769	89,985	385,290	152,395	124,210		276,605
	ST3 / *Q3*		249,969	12,037	120,695	132,732	382,700	170,149	106,741		276,890
	ST4 / *Q4*		311,554	11,081	104,229	115,310	426,864	169,092	129,470	285,245	583,806

Nota/*Notes* **:** [p] **Awalan /** *Provisional* **ST - Suku Tahun** / *Q - Quarter* **K.G.K /***D.R.C* **- Kandungan Getah Kering/***Dry Rubber Content*

*** Import dan Eksport - data hanya meliputi kod getah asli di bawah HS4001.10.000 hingga HS4001.29.999**
Imports and Exports -the data only covers natural rubber codes under HS4001.10.000 to HS4001.29.999

** Stok merujuk pada awal tahun dan akhir tahun
Stock refers to beginning of the year and end of the year

***** Termasuk kebun kecil Lembaga Kemajuan Tanah Persekutuan (FELDA)**
Includes Federal Land Development Authority (FELDA) smallholdings

JADUAL 16 : EKSPORT GETAH ASLI MENGIKUT NEGARA YANG DITUJU MENGIKUT SUKU TAHUNAN

Table 16 : Exports of Natural Rubber by Country of Destination by Quarter

Tan metrik K.G.K.
Tonnes D.R.C.

Negara-Negara Utama *Major Countries*	**2018**	**2019**	**2020**	**2021**	**2018**				**2019**				**2020**				**2021**			
					ST1 *Q1*	**ST2** *Q2*	**ST3** *Q3*	**ST4** *Q4*	**ST1** *Q1*	**ST2** *Q2*	**ST3** *Q3*	**ST4** *Q4*	**ST1** *Q1*	**ST2** *Q2*	**ST3** *Q3*	**ST4** *Q4*	**ST1** *Q1*	**ST2** *Q2*	**ST3** *Q3*	**ST4** *Q4*
Afrika Selatan *South Africa*	5,179	4,152	3,564	4,506	1,532	1,208	1,643	795	918	1,115	1,350	770	1,204	717	1,002	642	951	1,059	1,949	548
Amerika Syarikat/*U.S.A*	17,487	25,028	18,655	39,186	5,489	3,417	4,006	4,575	7,347	5,917	6,653	5,110	5,729	5,368	2,690	4,868	5,816	6,430	17,191	9,749
Argentina	2,576	4,505	3,620	5,796	629	698	455	793	500	1,520	1,463	1,021	837	718	1,351	715	1,752	1,071	1,395	1,578
Belanda/*Netherlands*	2,651	2,892	2,671	1,079	931	372	578	770	840	703	622	728	989	588	502	592	358	485	73	164
Belgium	3,773	2,498	1,790	7,481	1,058	985	831	898	852	662	320	664	424	561	683	121	7,045	216	110	110
Brazil	11,313	14,033	10,987	12,036	3,785	2,109	2,461	2,958	3,559	4,336	2,303	3,835	3,927	1,005	2,355	3,701	4,061	2,438	3,024	2,512
China	311,688	309,358	292,689	315,556	63,488	82,909	85,486	79,805	60,104	85,624	93,324	70,307	63,599	63,142	69,079	96,869	73,475	84,291	76,254	81,537
Finland	24,628	27,317	18,467	25,885	7,055	4,032	7,056	6,484	8,165	6,955	6,754	5,443	4,899	2,661	5,746	5,161	7,278	5,645	5,040	7,923
Greece	284	151	382	273	99	118	39	28	37	48	18	48	57	119	88	118	88	54	101	29
Hong Kong	108	30	31	41	20	30	10	49	-	20	-	10	-	11	11	10	10	11	20	-
Iran, Republik Islam *Iran, Islamic Republic of*	34,589	27,296	20,132	15,076	8,638	11,978	8,890	5,082	6,749	8,064	7,210	5,273	5,565	3,488	4,897	6,183	6,468	1,610	2,250	4,749
Itali/*Italy*	6,346	9,369	6,195	5,216	1,809	1,534	1,706	1,297	1,415	1,353	2,895	3,706	3,574	668	736	1,218	1,702	1,327	1,066	1,120
Jepun/*Japan*	4,312	3,598	2,454	5,081	1,227	1,209	987	889	828	617	741	1,412	811	680	411	552	2,012	1,260	1,021	788
Jerman/*Germany*	89,673	71,080	57,442	28,596	23,713	22,319	22,848	20,792	19,175	20,496	16,170	15,240	15,355	10,895	13,423	17,769	11,221	7,722	4,138	5,515
Kanada/*Canada*	1,956	1,552	2,758	3,561	323	343	323	968	302	343	524	383	765	522	706	766	958	1,056	701	847
Korea, Rep. *Korea, Rep. of*	14,124	12,205	9,139	8,575	2,409	2,405	4,638	4,672	4,795	3,270	2,349	1,791	2,052	2,110	1,875	3,102	1,978	2,650	2,130	1,818

Nota/*Notes* **:** [p] **Awalan /** *Provisional*

K.G.K / *D.R.C* - Kandungan Getah Kering / *Dry Rubber Content*

Jumlah berbeza disebabkan pembundaran / *The total differs due to rounding*

ST - Suku Tahun / *Q - Quarter*

JADUAL 16 : EKSPORT GETAH ASLI MENGIKUT NEGARA YANG DITUJU MENGIKUT SUKU TAHUNAN (Samb.)

Table 16 : Exports of Natural Rubber by Country of Destination by Quarter (Cont'd)

Tan metrik K.G.K.
Tonnes D.R.C.

Negara-Negara Utama *Major Countries*	**2018**	**2019**	**2020**	**2021**	**2018**				**2019**				**2020**				**2021**			
					ST1 *Q1*	**ST2** *Q2*	**ST3** *Q3*	**ST4** *Q4*	**ST1** *Q1*	**ST2** *Q2*	**ST3** *Q3*	**ST4** *Q4*	**ST1** *Q1*	**ST2** *Q2*	**ST3** *Q3*	**ST4** *Q4*	**ST1** *Q1*	**ST2** *Q2*	**ST3** *Q3*	**ST4** *Q4*
Mesir/*Egypt*	7,969	9,170	7,642	8,715	1,170	2,332	2,594	1,873	2,841	2,656	1,898	1,774	1,971	1,537	1,882	2,252	2,028	1,678	3,256	1,753
Mexico	4,677	1,995	257	1,771	760	1,268	883	1,766	1,180	484	312	19	38	20	160	39	60	381	260	1,069
Pakistan	3,724	2,492	2,446	10,998	1,805	318	406	1,195	628	629	609	626	819	391	202	1,033	2,495	1,961	2,233	4,310
Perancis/*France*	7,774	7,613	6,176	9,650	2,614	1,809	1,796	1,555	1,466	1,415	2,474	2,258	1,725	1,638	1,410	1,402	975	1,434	6,129	1,113
Poland	3,154	1,951	1,373	1,237	819	787	1,239	310	633	491	428	399	610	249	382	132	298	293	271	375
Portugal	8,570	8,075	4,980	3,327	2,006	2,157	2,661	1,745	1,774	2,259	2,243	1,799	2,219	323	786	1,653	786	907	989	645
Sepanyol/*Spain*	1,701	1,945	2,229	2,304	662	403	269	366	520	446	296	683	650	688	399	493	592	477	581	654
Singapura *Singapore*	704	755	60	52	629	26	37	12	7	13	431	305	17	24	7	12	16	12	18	6
Sweden	866	696	482	426	425	84	134	224	151	20	214	310	93	271	118	-	144	134	79	69
Taiwan	5,032	12,097	13,728	4,068	986	1,493	1,538	1,015	2,642	2,968	3,603	2,884	4,029	3,011	3,495	3,192	2,492	552	400	624
Turki/*Turkey*	15,897	13,632	14,814	16,809	5,366	4,662	2,730	3,138	4,090	2,765	3,040	3,737	3,499	3,232	3,515	4,568	4,510	3,900	4,455	3,944
Ukraine	84	59	57	42	11	42	31	-	22	10	17	8	-	21	21	15	10	32	-	-
United Kingdom	5,258	4,450	2,512	2,118	1,190	1,371	1,461	1,236	1,414	1,161	824	1,051	1,063	433	476	540	709	530	384	496
Vietnam	5,608	7,555	3,093	1,822	2,405	1,026	1,092	1,085	1,450	1,302	2,157	2,646	861	487	977	768	718	281	578	245
Negara lain *Other countries*	37,212	43,754	54,338	111,963	11,162	9,416	7,696	8,938	9,761	9,665	9,968	14,360	15,495	7,388	17,378	14,077	20,604	22,500	34,056	34,803
Jumlah *Total*	**638,915**	**631,304**	**565,165**	**653,245**	**154,214**	**162,861**	**166,526**	**155,315**	**144,163**	**167,327**	**171,210**	**148,603**	**142,877**	**112,963**	**136,764**	**172,561**	**161,609**	**152,395**	**170,149**	**169,092**

Nota/*Notes* : [p] **Awalan /** *Provisional*
K.G.K / *D.R.C* **- Kandungan Getah Kering /** *Dry Rubber Content*
Jumlah berbeza disebabkan pembundaran / *The total differs due to rounding*
ST - Suku Tahun / *Q - Quarter*

JADUAL 17 : IMPORT GETAH ASLI MENGIKUT NEGARA ASAL MENGIKUT SUKU TAHUNAN

Table 17: Imports of Natural Rubber by Country of Origin by Quarter

Tan metrik K.G.K.
Tonnes D.R.C.

Negara Asal *Country of Origin*	**2018**	**2019**	**2020**	**2021**	**2018**				**2019**				**2020**				**2021**			
					ST1 *Q1*	**ST2** *Q2*	**ST3** *Q3*	**ST4** *Q4*	**ST1** *Q1*	**ST2** *Q2*	**ST3** *Q3*	**ST4** *Q4*	**ST1** *Q1*	**ST2** *Q2*	**ST3** *Q3*	**ST4** *Q4*	**ST1** *Q1*	**ST2** *Q2*	**ST3** *Q3*	**ST4** *Q4*
Indonesia Rep.	3,997	4,701	19,365	6,782	1,799	1,270	386	541	1,027	752	1,160	1,762	2,019	2,296	11,965	3,085	2,608	2,220	1,568	386
Kemboja/*Cambodia*	17,363	9,531	1,840	1,277	6,991	2,656	3,948	3,769	3,190	3,564	2,460	316	273	105	689	773	732	220	324	-
India	6,313	6,735	3,147	7,372	1,592	1,426	1,034	2,261	3,036	1,545	1,404	750	632	315	1,352	848	4,811	2,183	252	126
Myanmar	27,519	37,661	28,080	81,504	13,443	9,069	1,754	3,252	15,645	13,001	3,106	5,909	11,672	3,927	3,166	9,315	16,726	17,356	23,671	23,752
Filipina/*Philippines*	98,186	111,074	130,140	156,806	28,697	17,345	22,271	29,874	27,038	23,091	29,148	31,798	43,661	15,371	35,546	35,562	44,629	38,740	28,991	44,446
Thailand	480,053	486,099	478,136	512,815	141,277	104,017	109,421	125,338	117,582	97,413	113,854	157,249	126,623	99,959	123,370	128,185	137,679	109,071	121,390	144,675
Viet Nam	75,570	42,392	14,390	9,024	26,196	6,270	26,853	16,250	9,400	12,970	14,194	5,828	2,624	2,838	3,538	5,389	2,801	2,975	1,623	1,625
Negara lain/ *Other countries*	305,782	384,507	546,794	431,721	116,956	50,504	65,620	72,702	97,901	68,846	82,788	134,971	183,796	58,828	119,972	184,197	140,487	122,541	72,149	96,543
Jumlah *Total*	**1,014,783**	**1,082,700**	**1,221,893**	**1,207,301**	**336,952**	**192,557**	**231,287**	**253,987**	**274,819**	**221,183**	**248,115**	**338,583**	**371,299**	**183,638**	**299,600**	**367,355**	**350,472**	**295,306**	**249,969**	**311,554**

Nota/*Notes* **:** [p] **Awalan /** *Provisional*
K.G.K / *D.R.C* **- Kandungan Getah Kering /** *Dry Rubber Content*
Jumlah berbeza disebabkan pembundaran / *The total differs due to rounding*
ST - Suku Tahun / *Q - Quarter*

JADUAL 18 : PENGGUNAAN DOMESTIK GETAH ASLI MENGIKUT INDUSTRI MENGIKUT SUKU TAHUNAN

Table 18 : Domestic Consumption of Natural Rubber by Industry Quarterly

Tan metrik K.G.K.
Tonnes D.R.C.

Tempoh *Period*	Keterangan Industri *Industry Description*	Industri tayar dan tiub *Tyres and tubes industries*	Membuat kasut getah *Manufacture of rubber footwear*	Membuat produk getah lain, t.k.m. *Manufacture of other rubber products, n.e.c.*								Semua industri pembuatan lain yang menggunakan getah asli *All other manufacturing industries consuming natural rubber* (a)	Jumlah *Total*
				Campuran getah *Rubber compound*	Gelang getah *Rubber bands*	Kepingan-kepingan getah *Rubber sheeting*	Produk lateks *Latex products*				Produk getah lain *Other rubber products*		
							Sarung tangan getah *Rubber gloves*	Benang getah *Rubber thread*	Foam *Foam*	Produk lateks lain *Other latex products*			
2018		35,222	509	1,632	2,273	5,191	389,177	41,610	7,423	14,326	11,020	7,220	515,603
2019		35,386	559	1,675	2,311	5,171	391,007	39,968	7,155	12,961	10,831	8,442	515,466
2020		32,640	346	1,690	1,866	4,162	401,566	40,029	5,948	13,113	9,322	8,050	518,732
2021[p]		31,259	388	1,418	1,930	5,583	380,488	43,593	5,265	13,740	8,996	9,303	501,961
2017	**ST1 /** *Q1*	9,731	116	380	639	1,197	87,563	10,010	1,277	3,046	2,489	1,302	117,750
	ST2 / *Q2*	9,432	148	343	646	1,274	86,402	11,204	1,387	4,800	2,507	1,201	119,344
	ST3 / *Q3*	9,762	128	419	655	1,283	90,167	10,959	1,666	3,865	2,914	1,321	123,139
	ST4 / *Q4*	9,186	121	434	589	1,591	94,201	12,289	1,881	3,805	3,145	1,458	128,700
2018	**ST1 /** *Q1*	8,412	122	404	587	1,223	96,955	11,621	1,887	3,654	2,824	1,698	129,387
	ST2 / *Q2*	8,589	76	364	498	1,221	97,484	10,437	1,795	3,456	2,676	1,676	128,272
	ST3 / *Q3*	9,346	176	390	587	1,339	96,881	9,164	1,808	3,685	2,892	2,101	128,369
	ST4 / *Q4*	8,875	135	474	601	1,408	97,857	10,388	1,933	3,531	2,628	1,745	129,575
2019	**ST1 /** *Q1*	9,127	161	460	559	1,457	96,371	10,211	1,928	2,914	2,987	2,067	128,242
	ST2 / *Q2*	8,439	90	356	522	1,167	94,993	10,969	2,001	3,288	2,646	2,014	126,485
	ST3 / *Q3*	9,477	140	451	604	1,334	92,014	9,199	1,596	3,230	2,485	2,280	122,810
	ST4 / *Q4*	8,343	168	408	626	1,213	107,629	9,589	1,630	3,529	2,713	2,081	137,929
2020	**ST1 /** *Q1*	8,559	111	436	413	948	93,815	10,399	1,573	3,295	2,493	1,606	123,648
	ST2 / *Q2*	4,867	44	444	307	866	100,386	6,475	1,545	2,793	1,764	1,397	120,888
	ST3 / *Q3*	9,704	109	431	576	1,171	106,009	11,403	1,342	3,319	2,555	2,595	139,214
	ST4 / *Q4*	9,510	82	379	570	1,177	101,355	11,752	1,488	3,706	2,510	2,452	134,982
2021	**ST1 /** *Q1*	9,490	111	311	566	898	108,213	12,105	1,307	3,465	2,632	2,442	141,541
	ST2 / *Q2*	6,183	86	374	434	1,236	96,031	10,482	1,097	3,631	2,230	2,425	124,210
	ST3 / *Q3*	6,119	101	329	442	1,088	82,194	8,401	1,446	3,131	1,690	1,802	106,741
	ST4 / *Q4*	9,466	90	405	487	2,362	94,050	12,605	1,414	3,513	2,445	2,633	129,470

Nota/Notes : [p] **Awalan /** *Provisional* **ST - Suku Tahun** / *Q - Quarter* **K.G.K /** *D.R.C* **- Kandungan Getah Kering /** *Dry Rubber Content*

(a) **Semua industri pembuatan lain yang menggunakan getah asli mengikut keterangan industri termasuk industri membuat tali-temali, tali dan pintal, membuat keluaran pulpa, kertas dan kertas tebal, t.k.m., membuat keluaran-keluaran kimia, t.k.m., membuat keluaran-keluaran plastik, t.k.m., bengkel-bengkel, kabel dan dawai, membuat bahagian pengganti kereta motor dan kelengkapannya, membuat dan memasang basikal, basikal roda tiga dan beca.**

All other manufacturing industries consuming natural rubber according to industry description includes cordage, rope and twine industries, manufacture of pulp, paper and paperboard articles, n.e.c., manufacture of chemical products, n.e.c., manufacture of plastic products, n.e.c., foundries, cables and wires, manufacture of motor vehicle parts and accessories, manufacture and assembly of bicycles, tricycles and trishaws.

NOTA TEKNIKAL

TECHNICAL NOTES

NOTA TEKNIKAL

1. Pendahuluan

Penerbitan ini memuatkan perangkaan utama getah asli yang diperoleh daripada Banci Estet Getah (RE), Banci Pemproses Getah (RP) dan Banci Pengguna Getah (RC) yang dilaksanakan setiap bulan.

2. Objektif

Objektif utama penerbitan ini adalah untuk memaparkan perangkaan getah asli berkaitan pengeluaran, import, eksport, penggunaan domestik dan stok. Di samping itu, data harga, bilangan pekerja, gaji & upah dan produktiviti di estet getah turut dimuatkan. Perangkaan ini akan membantu dalam perancangan dan penggubalan dasar serta pembuat keputusan bagi industri berasaskan getah.

3. Kuasa perundangan

Banci ini dilaksanakan di bawah Akta Perangkaan 1965 (Disemak 1989). Seksyen 5 di bawah Akta ini menghendaki mana-mana pertubuhan yang beroperasi di Malaysia untuk memberikan maklumat sebenar atau anggaran terbaik kepada Jabatan. Mengikut Akta ini, kandungan soal selidik yang diterima adalah sulit dan hanya angka agregat diterbitkan. Sementara itu, Seksyen 7 di bawah Akta yang sama memperuntukkan denda kepada responden yang gagal memberi kerjasama kepada banci yang dijalankan.

4. Skop dan liputan

Banci ini meliputi semua estet getah, kilang pemproses getah dan kilang pengguna getah di Malaysia yang berdaftar dengan Suruhanjaya Syarikat Malaysia (SSM), Lembaga Getah Malaysia (LGM) dan Pihak Berkuasa Kemajuan Pekebun Kecil Perusahaan Getah (RISDA).

Banci RE meliputi industri penanaman pokok getah (estet). Industri peringkat 5 digit (01291) ini dikelaskan mengikut Piawaian Klasifikasi Industri Malaysia (MSIC) 2008. Banci RP meliputi kilang-kilang yang memproses getah asli mentah untuk menjadi produk separa siap (Contoh: Getah Mutu Malaysia (G.M.M.), susu getah pekat, dsb.). Manakala banci RC meliputi kilang-kilang yang mengguna getah asli mentah/produk separuh siap dan diproses menjadi produk siap (Contoh: tayar, sarung tangan getah dsb.).

5. Rangka (sumber)

Rangka banci getah dikemas kini setiap tahun untuk mengambil kira pertubuhan baru dan sebarang perubahan yang berlaku kepada pertubuhan seperti tutup, tidak beroperasi, perubahan jenis aktiviti, lokasi kilang atau alamat pos.

6. Metodologi

Banci ini dilaksanakan secara mel menggunakan borang soal selidik RE, RP dan RC. Responden diberi tempoh satu bulan untuk melengkap dan mengembalikan borang soal selidik tersebut kepada Jabatan ini. Kerja luar dijalankan untuk mendapatkan borang lengkap daripada pertubuhan yang tidak respons.

7. Konsep dan definisi

Konsep dan definisi yang digunakan adalah berasaskan kepada syor-syor Pejabat Perangkaan Pertubuhan Bangsa-Bangsa Bersatu[1] dan *The Association of Natural Rubber Producing Countries (ANRPC)*. Konsep berkenaan mengikut amalan yang sudah diterima pakai bagi memudahkan perbandingan data dibuat di peringkat antarabangsa.

8. Takrif industri getah

Estet getah

(i) Semua kawasan, bersambungan atau berpecah-pecah dengan keluasan tidak kurang daripada 40.47 hektar (100 ekar), ditanam dengan getah atau di mana penanaman getah dibenarkan dan di bawah satu hak milik yang sah; atau

(ii) Mana-mana keluasan tanaman getah yang telah wujud dalam estet kelapa, koko atau kelapa sawit.

Kebun kecil getah

Meliputi semua kawasan, bersambungan atau berpecah-pecah, berjumlah kurang daripada 40.47 hektar (100 ekar), ditanam dengan getah atau di mana penanaman getah dibenarkan dan di bawah satu hak milik yang sah. Kebun kecil getah terdiri daripada tersusun dan tidak tersusun. Kebun kecil yang tersusun meliputi kawasan di bawah rancangan kerajaan seperti berikut:-

(i) Lembaga Kemajuan Tanah Persekutuan (FELDA);

(ii) Pihak Berkuasa Kemajuan Pekebun Kecil Perusahaan Getah (RISDA);

(iii) Lembaga Penyatuan dan Pemulihan Tanah Negara (FELCRA);

(iv) Rancangan tanah Kerajaan Persekutuan yang lain; dan

(v) Rancangan tanah Kerajaan Negeri.

[1] *International Recommendations for Industrial Statistics, United Nations' Statistical Office, Statistical Papers, Series, M No. 90, United Nations, New York, 2009.*

Keluasan ditanam

Keluasan bertanam dengan getah (matang dan/atau belum matang) dan tidak terbiar selama-lamanya.

Keluasan ditoreh

Keluasan di bawah getah matang yang telah ditoreh termasuk kawasan yang "direhatkan" di bawah sistem giliran torehan.

Pengeluaran

Pengeluaran getah asli merujuk kepada kandungan getah kering (KGK) bagi susu getah cair, getah keping dan skrap (getah buku dan getah kulit) yang dihasilkan oleh estet dan pekebun kecil. Data ini dikumpul dari data pembelian getah mentah oleh kilang pemproses (RP).

Hasil

Hasil diperoleh dengan membahagikan jumlah pengeluaran dengan purata luas hektar yang ditoreh pada bulan rujukan.

Data import dan eksport dikumpul oleh Jabatan daripada borang pengikraran import dan eksport yang diperoleh daripada Jabatan Kastam Diraja Malaysia dan Lembaga-Lembaga Zon Bebas. Angka perdagangan luar negeri Malaysia tidak termasuk perdagangan antara kawasan iaitu antara Semenanjung Malaysia, Sabah dan Sarawak.

9. Import dan Eksport

Import

Sesuatu barang yang dibawa masuk ke dalam negara, sama ada secara terus atau disimpan di gudang-gudang yang dikawal. Barang-barang tersebut adalah sama ada untuk kegunaan sendiri, diproses, digunakan dalam perkilangan ataupun untuk dieksport semula ke negara lain. Pengkelasan import ini diistilahkan juga sebagai ‘import umum’. Di dalam laporan ini, import dikelaskan mengikut negara asal barang tersebut, iaitu negara di mana barang berkenaan terakhir dibuat sebelum ianya diimportkan ke dalam kawasan pendaftaran.

Eksport

Sesuatu barang (keluaran atau buatan tempatan atau diimport untuk dieksport semula) yang dibawa keluar dari negara. Di dalam laporan ini, eksport dikelaskan mengikut negara dituju, iaitu negara di mana barang-barang berkenaan dijangka akan digunakan, sejauh mana ia boleh ditentukan pada masa ianya dieksport. Bagi barang yang dihantar berdasarkan "*Optional bill of lading*", pelabuhan pertama yang diikrarkan dianggap sebagai negara yang dituju. Sekiranya maklumat negara yang dituju bagi barang-barang yang dieksport melalui Singapura tidak diketahui/ diperoleh, eksport sedemikian diambilkira sebagai eksport ke Singapura, iaitu di bawah kategori yang sama seperti barang-barang yang digunakan di Singapura. Eksport termasuk eksport semula. Pengkelasan eksport ini diistilahkan juga sebagai 'eksport umum'. Data import dan eksport hanya meliputi kod getah asli di bawah HS4001.10.000 hingga HS4001.29.999.

10. Penggunaan domestik

Ia merujuk kepada penggunaan domestik getah asli seperti Getah Asap Berbunga (G.A.B.), susu getah pekat, Getah Mutu Malaysia (G.M.M.) dan sebagainya oleh pertubuhan pembuatan di Malaysia untuk mengeluarkan barangan seperti tayar dan tiub, kasut getah, sarung tangan getah, gelang getah, getah campuran dan lain-lain. Ianya tidak termasuk getah campuran & tebus guna getah dan getah sintetik.

11. Stok

Ia adalah stok getah yang dimiliki oleh sesebuah pertubuhan tidak kira di mana stok tersebut ditempatkan iaitu sama ada di dalam atau di luar kilang. Ia termasuk stok getah yang belum/ sedang/telah diproses. Stok dilaporkan pada awal dan akhir bulan.

12. Harga

Harga purata pembeli waktu tengah hari bagi getah "F.O.B." di Kuala Lumpur. Data ini diperoleh daripada Lembaga Getah Malaysia (LGM).

13. Hak milik

Hak milik sesebuah pertubuhan dikelaskan mengikut taraf residen pemilik/pemilik-pemilik modal berbayar yang terbesar (melebihi 50 peratus) dan bukannya mengikut taraf kerakyatan mereka.

(i) Residen Malaysia ialah individu, syarikat atau organisasi lain yang lazimnya terletak di Malaysia untuk jangka masa sekurang-kurangnya satu tahun. Cawangan dan anak syarikat asing yang didaftarkan/diperbadankan di Malaysia adalah dianggap sebagai pemastautin Malaysia.

(ii) Bukan residen Malaysia ialah individu, syarikat atau organisasi lain yang lazimnya terletak di negara selain Malaysia. Cawangan dan anak syarikat milik residen Malaysia di luar negeri juga dianggap sebagai bukan residen Malaysia.

(iii) Hak milik bersama ialah residen Malaysia atau bukan residen Malaysia memegang jumlah saham yang sama banyak dalam perniagaan berkenaan.

14. Guna tenaga

Jumlah pekerja

Bilangan orang yang bekerja pada bulan Disember atau pada tempoh pembayaran gaji terakhir bagi bulan rujukan.

Gaji & upah dibayar

Pembayaran tunai, termasuk bonus yang dibayar komisen, bayaran lebih masa, elaun kos sara hidup dan elaun-elaun lain yang dibayar kepada semua pekerja bergaji dalam tempoh tahun rujukan. Sementara caruman pekerja kepada Kumpulan Wang Simpanan Pekerja (KWSP) dan Pertubuhan Keselamatan Sosial (PERKESO) turut dimasukkan, caruman oleh majikan dikecualikan. Elaun kepada pemilik yang bekerja, rakan niaga yang bekerja dan pekerja keluarga tidak bergaji juga dikecualikan.

15. Pembundaran

Jumlah bagi komponen mungkin berbeza dengan jumlah besar dalam jadual penerbitan disebabkan oleh pembundaran angka.

16. Nota dan simbol

K.G.K	Kandungan Getah Kering
RM	Ringgit Malaysia
Kg/Hek	Kilogram sehektar
-	Tiada data

TECHINICAL NOTES

1. Introduction

This publication provides principal statistics of Natural Rubber information on rubber obtained from the Census of Rubber Estates (RE), Census of Rubber Processors (RP) and Census of Rubber Consumers (RC) were conducted every month.

2. Objective

The main objective of this report is to provide statistics on rubber with regards to production, imports, exports, domestic consumption and stocks. In addition, data of prices, number of employees, salaries & wages and productivity in rubber estates are also included. These statistics will assist the government in development planning, policy making and decision-makers of rubber based industries.

3. Legal authority

The survey was conducted under the provisions of the Statistics Act, 1965 (Revised 1989). Section 5 of this Act requires all establishments operating in Malaysia to provide actual information or best estimates to the Department. The Act stipulates that the contents of the individual returns received are confidential and only aggregated figures are published. Meanwhile, Section 7 under the same Act provides the penalty to the respondents that could not comply with the survey undertaken.

4. Scope and coverage

The census covered all rubber estates, rubber processor factories and rubber consumer factories in Malaysia registered with the Companies Commission of Malaysia (SSM), Malaysian Rubber Board (MRB) and Rubber Industry Smallholders Development Authority (RISDA).

The census of RE covered growing of rubber trees (estates). This industrial 5-digit level (01291) is classified under the Malaysia Standard Industrial Classification (MSIC) 2008. Census of RP covered the factories processing raw natural rubber into semi-finished products (Example: Standard Malaysian Rubber (S.M.R.), Latex Concentrate (LC) etc.). Whereas census of RC covered to factories consuming raw natural rubber/semi-finished products and processed into finished products (Example: tyres, gloves etc.).

5. Frame (source)

The frame (source) of rubber censuses are updated annually to take into account new establishments and to record any changes in the status of the establishments such as closed down, not operation, change in activities and location or postal addresses.

6. Methodology

The census was primarily conducted through mail enquiry using RE, RP and RC questionnaire. Respondents were given one month to complete and return the questionnaire to the Department. Field enumeration was then carried out to collect the complete questionnaire from the establishments that did not respond.

7. Concepts and definitions

Concepts and definitions used are based on the recommendations of the United Nations' Statistical Office[1] and The Association of Natural Rubber Producing Countries (ANRPC). These concepts adhere to accepted practices, thereby facilitating international comparability of data.

8. Definition of rubber industry

Rubber estate

(i) All areas, contiguous or non-contiguous, aggregating not less than 40.47 hectares (100 acres), planted with rubber or on which the planting of rubber is permitted and is under a single legal ownership; or

(ii) Any area planted with rubber in a coconut, cocoa or oil palm estate.

Rubber smallholding

It is defined as all areas, contiguous or non-contiguous, aggregating less than 40.47 hectares (100 acres), planted with rubber or on which the planting of rubber is permitted and is under a single legal ownership. Smallholdings can be organized or unorganized. Organized smallholdings include those under various government schemes such as follows :-

(i) Federal Land Development Authority (FELDA);

(ii) Rubber Industry Smallholders Development Authority (RISDA);

(iii) Federal Land Consolidation and Rehabilitation Authority (FELCRA);

(iv) Other Federal Government land schemes; and

(v) State Government land schemes.

[1] *International Recommendations for Industrial Statistics, United Nations' Statistical Office, Statistical Papers, Series, M No. 90, United Nations, New York, 2009.*

Planted area

The area planted with rubber (mature and/or immature) and which has not been abandoned permanently.

Tapped area

The area under mature rubber that has been tapped including areas "rested" under rotational systems.

Production

Production of natural rubber refers to the dry rubber content (DRC) of field latex, rubber sheets and scrap (lump and bark) produced by estates and smallholders. This data is collected from the purchasing data of raw rubber processor factories.

Yield

The yield is derived by dividing the total production by the average hectarage tapped during the reference month.

The data on imports and exports are compiled by the Department of Statistics from declaration forms sourced from the Malaysian Royal Customs Department and Free Zone Authorities. External trade data for Malaysia do not include inter-regional trade between Peninsular Malaysia, Sabah and Sarawak.

9. Imports and Exports

Import

Goods are brought into the country either directly or into bonded warehouses, whether or not such goods are for consumption, to be processed, used in manufacturing or for subsequent re-exports to other countries. This categorization of imports is also termed as 'general imports'. In this report, imports are classified according to the country of origin of the goods, that is, the country where the goods are given the final form before they are imported into the registration area.

Exports

Goods (locally produced or manufactured or imported for subsequent re-exports) taken out of the country. In this report, exports are classified according to the country of destination, that is, the country where it is expected that the goods will be consumed insofar as this can be ascertained at the time of export. In the case of goods shipped on an "Optional bill of lading", the country of destination refers to that of the first port declared. If the information regarding the country of destination of goods exported via Singapore is not known/available, such exports are included under the value of exports to Singapore that is, under the same category as goods consumed in Singapore. Exports include re-exports. This categorization of exports is also termed as 'general exports'. Data of imports and exports only covers natural rubber codes under HS4001.10.000 to HS4001.29.999.

10. Domestic consumption

This refers to the usage of natural rubber such as latex concentrate, Ribbed Smoked Sheet (R.S.S.), Standard Malaysian Rubber (S.M.R.), etc. by manufacturing establishments in Malaysia to produce products such as tyres and tubes, rubber footwear, rubber gloves, rubber bands and others. Excluding rubber compound & reclaimed rubber and synthetics rubber.

11. Stocks

This refers to stocks of rubber owned by establishments regardless where it is located i.e. inside or outside the factory. They include stocks of unprocessed/in process/processed rubber. Stocks are reported as at the beginning and the end of the month.

12. Prices

Average buyers' mid-day prices for rubber "F.O.B." in Kuala Lumpur. Data on prices are obtained from Malaysian Rubber Board (MRB).

13. Ownership

The ownership of an establishment is classified by the residential status of the owner(s) of the majority (more than 50 per cent) of the paid-up capital and not by their citizenship status.

14. Employment

(i) Malaysian resident is any individual, company or other organization ordinarily domiciled in Malaysia for a period of at least one year. Malaysian registered branches and incorporated subsidiaries of foreign based/origins are also regarded as residents.

(ii) Non-Malaysian resident is any individual, company or other organization ordinarily domiciled in a country other than Malaysia. Foreign branches and/or subsidiaries abroad owned by residents are also regarded as non-residents.

(iii) Joint-Ownership is any Malaysian residents and Non-Malaysian residents held equal shares in the business.

Total number of persons engaged

Number of persons working during December or the last pay period of the reference month.

Salaries & wages paid

Salaries & wages paid refer to cash payments, including bonuses, paid commissions, overtime wages, cost of living and allowances made to all employees during the reference year. While the employees' contributions to Employees' Provident Fund (EPF) and Social Security Organisation (SOCSO) is included. The employer's contributions are excluded. Allowances to working proprietor, working partners and unpaid family worker are also not included.

15. Rounding

The sum of the components may not add up to the totals in the tables presented in this publication due to rounding.

16. Notes and symbols

D.R.C	*Dry Rubber Content*
RM	*Ringgit Malaysia*
Kg/Ha	*Kilogram per hectare*
-	*Nil*